Cantor Fitzgerald Asset Management

Cantor Fitzgerald Global Equity Fund

FACTSHEET | 30th September 2026

THIS IS A MARKETING COMMUNICATION

Fund Objective

The Cantor Fitzgerald Global Equity Fund returned -2.9% for September 2026. The benchmark MSCI AC World Index returned 1.3% for the same month.

The Fund promotes a range of environmental and social characteristics, and is categorised as Article 8 in accordance with SFDR.

Fund Managers

Philip Byrne
Diarmaid Colreavy
Conor McDermott

Fund Type
Equity

Volatility*
16.7%

Bid/Offer Spread
None

Benchmark
MSCI AC World TR Index (Eur)

Launch date
10.05.1995

SFDR
Article 8

Base Currency
EUR

Liquidity
Daily

Growth Of €10,000 Over The Last 10 Years

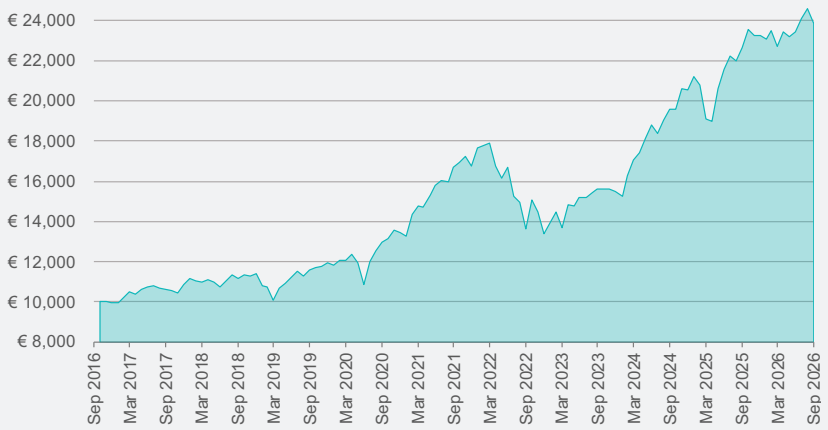

WARNING: Past performance is not a reliable guide to future performance.

WARNING: The value of your investment may go down as well as up.

The Alternative Investment Fund Manager is FundRock Management Company (Ireland) Limited. FundRock Management Company (Ireland) Limited is authorised in Ireland and regulated by Central Bank of Ireland. Cantor Fitzgerald Ireland Ltd (trading as Cantor Fitzgerald Asset Management) is regulated by the Central Bank of Ireland and is a Member Firm of Euronext Dublin and The London Stock Exchange.

© 2026 Morningstar, Inc. All rights reserved. The information contained herein: (1) is proprietary to Morningstar and/or its content providers; (2) may not be copied or distributed; and (3) is not warranted to be accurate, complete, or timely. Neither Morningstar nor its content providers are responsible for any damages or losses arising from any use of this information. Past performance is no guarantee of future results.

Performance Update at 30.09.2026

CANTOR FITZGERALD GLOBAL EQUITY FUND		MSCI AC WORLD TR INDEX	
1 MONTH	-2.9%	1 MONTH	1.3%
3 MONTHS	1.8%	3 MONTHS	2.3%
YTD	5.2%	YTD	17.0%
1 YEAR	6.8%	1 YEAR	21.1%
3 YEARS P.A.	21.2%	3 YEARS P.A.	18.9%
5 YEARS P.A.	11.3%	5 YEARS P.A.	12.0%
10 YEARS P.A.	12.3%	10 YEARS P.A.	12.3%
15 YEARS P.A.	13.1%	15 YEARS P.A.	13.1%

Annual Returns

2016	0.6%
2017	5.3%
2018	-10.3%
2019	27.2%
2020	21.2%
2021	27.6%
2022	-23.7%
2023	29.1%
2024	34.2%
2025	16.6%

Top 10 Equity Holdings

Salesforce Inc.	3.8%
Shopify Inc.	2.9%
Total Energies	2.3%
Nordea Bank	2.1%
Natwest Bank	2.1%
Eli Lilly & Co	2.1%
SAP	2.0%
Lloyds Bank	2.0%
Allianz	1.9%
AIB Group	1.8%

Source: Money Mate 30.09.2026

Source: Cantor Fitzgerald Asset Management

*Performance figures are quoted gross of management fees (0.60%). Management fees are detailed in the relevant share class addendum.

Asset Allocation

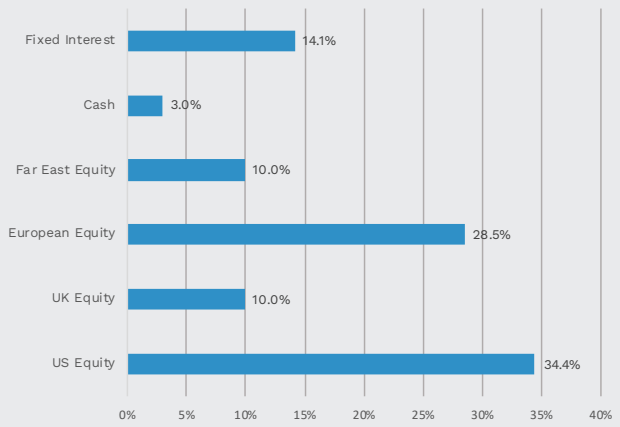

Sector Exposure

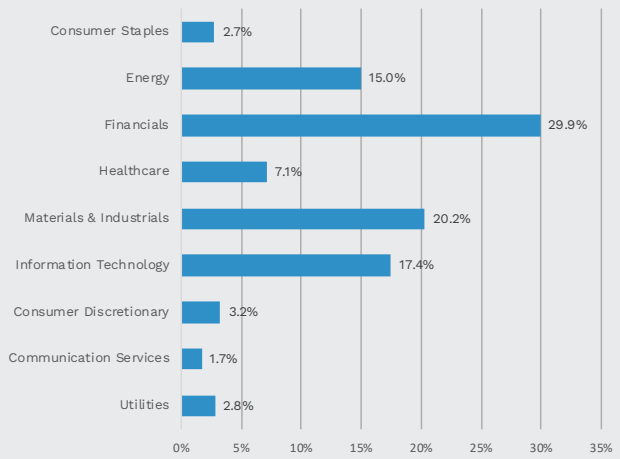

ESMA Risk Rating

Source: Cantor Fitzgerald Asset Management

*'Volatility' on a risk scale of 1 to 7, with level 1 being generally low risk and level 7 being generally high risk. The volatility is measured from past returns over a period of five years using weekly and monthly data where applicable. Prior to making an investment decision, you should talk to your financial advisor or broker in relation to the risk profile most suitable for you.

Please refer to our website link: https://cantorfitzgerald.ie/wp-content/uploads/2019/08/policy-research-third-party-1.pdf for our policy regarding the provision of research by third parties. In relation to Cantor Fitzgerald Investment Trust - KIDs - additional information is available on request from Cantor Fitzgerald Asset Managerment - please contact 633 3800 or e-mail CFAMEinfo@cantor.com. Further details are available on request from Cantor Fitzgerald Asset Management.

WARNING: Past performance is not a reliable guide to future performance.

WARNING: The value of your investment may go down as well as up.

RESPONSIBLE INVESTING KEY CHARACTERISTICS

MSCI ESG RATING



DISTRIBUTION OF MSCI ESG FUND RATING UNIVERSE

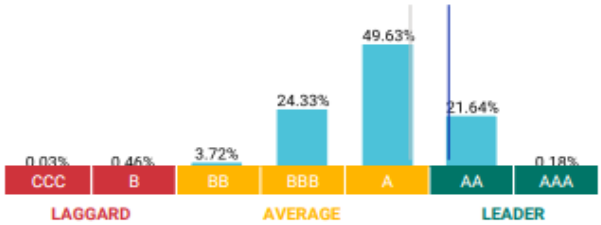

CARBON RISK

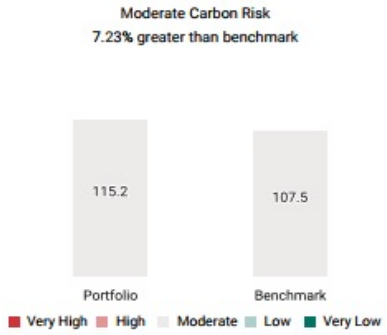

Carbon Risk measures exposure to carbon intensive companies. It is based on MSCI Carbon Metrics, and is calculated as the portfolio weighted average of issuer carbon intensity. At the issuer level, Carbon Intensity is the ratio of annual scope 1 and 2 carbon emissions to annual revenue. Carbon Risk is categorized as Very Low (0 to <15), Low (15 to <70), Moderate (70 to <250), High (250 to <525), and Very High (>=525)

FOSSIL FUEL RESERVES %

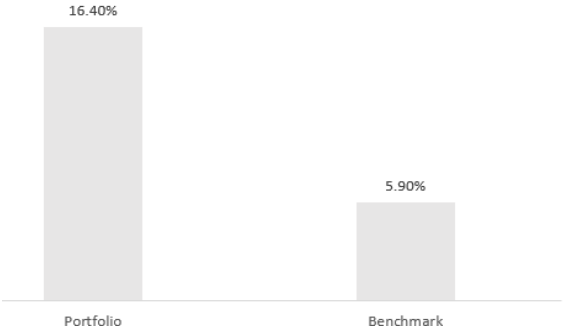

Fossil Fuel Reserves (%): The percentage of portfolio's market value exposed to companies that own fossil fuel reserves.

Data as of 30.09.2026. Certain information contained herein (the "Information") is sourced from/copyright of MSCI Inc., MSCI Solutions LLC, or their affiliates ("MSCI"), or information providers (together the "MSCI Parties") and may have been used to calculate scores, signals, or other indicators. The Information is for internal use only and may not be reproduced or disseminated in whole or part without prior written permission. The Information may not be used for, nor does it constitute, an offer to buy or sell, or a promotion or recommendation of, any security, financial instrument or product, trading strategy, or index, nor should it be taken as an indication or guarantee of any future performance. Some funds may be based on or linked to MSCI indexes, and MSCI may be compensated based on the fund's assets under management or other measures. MSCI has established an information barrier between index research and certain Information. None of the Information in and of itself can be used to determine which securities to buy or sell or when to buy or sell them. For regulatory disclosures mandated under the EU ESG Rating Activities Regulation (Regulation (EU) 2024/3005), please visit www.msci.com/legal/sustainability-and-climate-resources-and-disclosures for methodology and organizational disclosures and https://one.msci.com for rating level disclosures. The Information is provided "as is" and the user assumes the entire risk of any use it may make or permit to be made of the Information. No MSCI Party warrants or guarantees the originality, accuracy and/or completeness of the Information and each expressly disclaims all express or implied warranties. No MSCI Party shall have any liability for any errors or omissions in connection with any Information herein, or any liability for any direct, indirect, special, punitive, consequential or any other damages (including lost profits) even if notified of the possibility of such damages.

ADDITIONAL INFORMATION – SUSTAINABLE FINANCE DISCLOSURE REGULATION ("SFDR")

As this fund has been categorised as meeting the provisions set out in Article 8 of the EU SFDR, more information on what the sustainability related ambitions of the fund are and how the sustainability related ambitions of the fund are met can be found on the website: https:// cantorfitzgerald.ie/asset-management/sustainability-disclosure/