

Cantor Fitzgerald Global Equity UCITS Fund

FACTSHEET | 31st March 2026

THIS IS A MARKETING COMMUNICATION

Fund Objective

The Cantor Fitzgerald Global Equity UCITS Fund captures the capital growth potential inherent in equity markets over the long term. The Fund invests in a diversified portfolio of global equities to achieve long-term capital growth through active sector and global allocations.

The Fund promotes a range of environmental and social characteristics, and is categorised as Article 8 in accordance with SFDR. The Fund invests at least 80% of its net assets in investments that are aligned with the promoted environmental and social characteristics. The asset allocation is constantly monitored by the Investment Manager and reviewed quarterly.

Fund Managers

Philip Byrne Diarmaid Colreavy
Conor McDermott

Fund Type

Equity

Launch date

October 2006

Base Currency

EUR

Liquidity

Daily

Domicile

Ireland

Benchmark

MSCI AC World

TR Index (Eur)

SFDR

Article 8

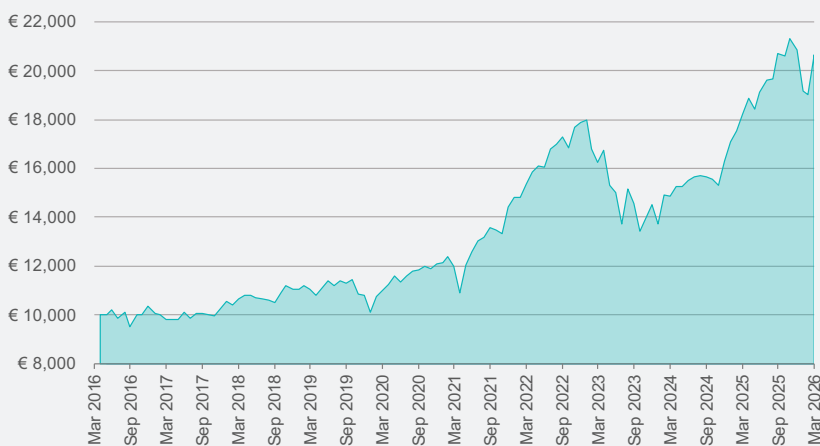
AUM

€1.2 bn

No of Holdings

60-80

Growth Of €10,000 Over The Last 10 Years



WARNING: Past performance is not a reliable guide to future performance.

WARNING: The value of your investment may go down as well as up.

Risk Overview at 31.03.2026

Volatility*	17.0%	Price/Book	2.1
# of stock	66	Dividend Yield	2.7
Active Share	83	5 Yr Earnings Growth Rate	24.0
P/E	15.4	ROIC	10.5

Source: Cantor Fitzgerald Asset Management and Longboat Analytics 31.03.2026. Fund Performance for the EUR Class A. The Class Launched in Oct 2006. Performance is shown in EUR and is Gross of AMC 1.50% and net of all other charges.

Performance data quoted represents past performance. Past performance does not guarantee future results. Value will fluctuate so that an investor's shares, when redeemed, may be worth more or less than their original cost. Returns greater than one year are annualized unless otherwise noted. Performance may reflect agreements to limit a fund's expenses, which would further reduce performance if not in effect.

The Cantor Fitzgerald Global Equity UCITS Fund is authorised in Ireland and is recognised by the UK Financial Conduct Authority under the Overseas Funds Regime for distribution to retail and professional investors in the United Kingdom. The UK Financial Ombudsman Service is unlikely to consider complaints relating to the UCITS, its management company, or its depository. Claims for losses relating to the management company or the depository are unlikely to be covered under the UK Financial Services Compensation Scheme. Prospective investors should consider obtaining financial advice before deciding to invest and should refer to the prospectus of the UCITS for more information.

*'Volatility' on a risk scale of 1 to 7, with level 1 being generally low risk and level 7 being generally high risk. The volatility is measured from past returns over a period of five years using weekly and monthly data where applicable. Prior to making an investment decision, you should talk to your financial advisor or broker in relation to the risk profile most suitable for you.

Performance Update at 31.03.2026

	1 MONTH	3 MONTHS	YTD	1 YEAR	3 YEARS P.A.	5 YEARS P.A.	7 YEARS P.A.	10 YEARS P.A.	15 YEARS P.A.	INCEPTION DATE
Cantor Fitzgerald Global Equity UCITS Class A (EUR)	-3.3%	-2.3%	-2.3%	23.5%	20.5%	11.6%	14.2%	11.8%	11.4%	18/10/2006
MSCI AC World TR Index (EUR)	-5.0%	-1.6%	-1.6%	12.4%	14.3%	9.9%	11.2%	11.2%	10.8%	-

	2025	2024	2023	2022	2021	2020	2019
Calendar Year Returns (Class A EUR)	16.7%	34.1%	28.3%	-24.3%	27.6%	20.8%	26.7%

Source: Cantor Fitzgerald Asset Management and Longboat Analytics 31.03.2026. Fund Performance for the EUR Class A. Performance is shown in EUR and is Gross of AMC 1.50% and net of all other charges.

CANTOR FITZGERALD GLOBAL EQUITY (LOCAL CURRENCY)	1 MONTH	3 MONTHS	6 MONTHS	YTD	1 YEAR	3 YEARS P.A.	5 YEARS P.A.
UCITS B EUR	-3.3%	-2.3%	1.5%	-2.3%	23.5%	20.5%	11.6%
UCITS B CHF	-1.3%	-2.6%	-	-2.6%	-	-	-
UCITS B GBP	-3.7%	-2.0%	-	-2.0%	-	-	-
UCITS B USD	-5.5%	-3.9%	-	-3.9%	-	-	-

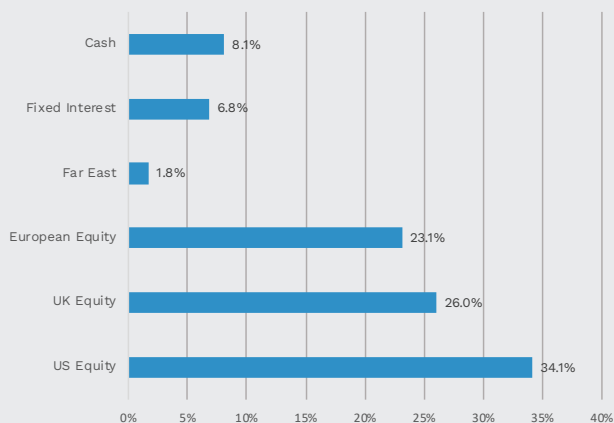
Source: Cantor Fitzgerald Asset Management and Longboat Analytics 31.03.2026. Performance for the share classes above is in local currency, gross of AMC 0.50% and net of all other charges.

Top 10 Equity Holdings

Microsoft	3.6%	Lilly (Eli) & Co	2.3%
Lloyds	2.7%	Nextera Energy	2.1%
Total Energies	2.7%	Nordea Bank	2.0%
Natwest Group	2.6%	Danone	2.0%
Shell	2.4%	HSBC	1.9%

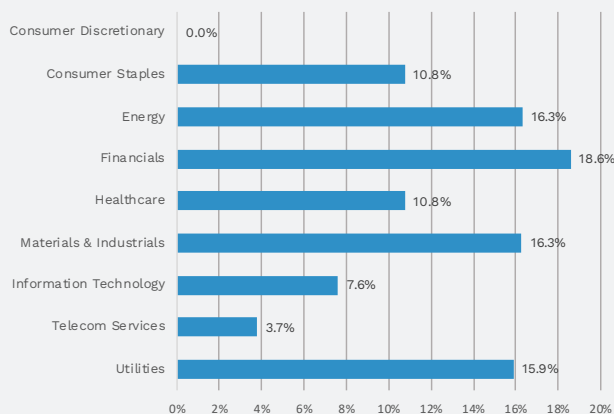
Source: Cantor Fitzgerald Asset Management 31.03.2026

Asset Allocation



Source: Cantor Fitzgerald Asset Management 31.03.2026

Sector Exposure



Source: Cantor Fitzgerald Asset Management 31.03.2026

Portfolio holdings are subject to change without notice. Top ten holdings do not represent all securities purchased, sold, or recommended for inclusion in the Fund and no assumption should be made that such securities or future recommendations were or will be profitable in the future.

Fund Identifiers

FUND NAME	CURRENCY	AMC	ISIN	SEDOL
CANTOR FITZGERALD GLOBAL EQUITY UCITS FUND - Share Class B	Euro	0.5%	IE00BYX7S016	BYX7S01
CANTOR FITZGERALD GLOBAL EQUITY UCITS FUND - Share Class B	GBP	0.5%	IE000VD4RP73	BW01ZB2
CANTOR FITZGERALD GLOBAL EQUITY UCITS FUND - Share Class B	USD	0.5%	IE000LX8XJL9	BW01ZD4
CANTOR FITZGERALD GLOBAL EQUITY UCITS FUND - Share Class B	CHF	0.5%	IE000YSCZ2H6	BW01ZC3

WARNING: Past performance is not a reliable guide to future performance.

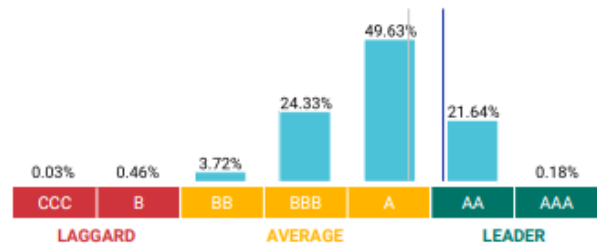
WARNING: The value of your investment may go down as well as up.

RESPONSIBLE INVESTING KEY CHARACTERISTICS

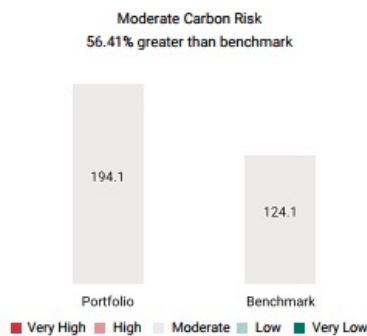
MSCI ESG RATING



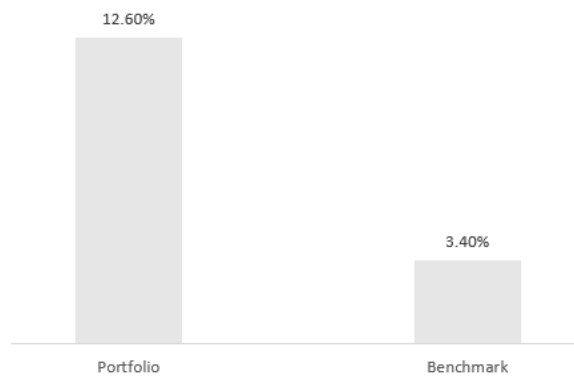
DISTRIBUTION OF MSCI ESG FUND RATING UNIVERSE



CARBON RISK



FOSSIL FUEL RESERVES %



Carbon Risk measures exposure to carbon intensive companies. It is based on MSCI Carbon Metrics, and is calculated as the portfolio weighted average of issuer carbon intensity. At the issuer level, Carbon Intensity is the ratio of annual scope 1 and 2 carbon emissions to annual revenue. Carbon Risk is categorized as Very Low (0 to <15), Low (15 to <70), Moderate (70 to <250), High (250 to <525), and Very High (>=525)

Fossil Fuel Reserves (%): The percentage of portfolio's market value exposed to companies that own fossil fuel reserves.

Data as of 31.03.2026. Certain information ©2023 MSCI ESG Research LLC. Reproduced by permission. Although Cantor Fitzgerald Asset Management information providers, including without limitation, MSCI ESG Research LLC and its affiliates (the "ESG Parties"), obtain information (the "Information") from sources they consider reliable, none of the ESG Parties warrants or guarantees the originality, accuracy and/or completeness, of any data herein and expressly disclaim all express or implied warranties, including those of merchantability and fitness for a particular purpose. The Information may only be used for your internal use, may not be reproduced or disseminated in any form and may not be used as a basis for, or a component of, any financial instruments or products or indices. Further, none of the Information can in and of itself be used to determine which securities to buy or sell or when to buy or sell them. None of the ESG Parties shall have any liability for any errors or omissions in connection with any data herein, or any liability for any direct, indirect, special, punitive, consequential or any other damages (including lost profits) even if notified of the possibility of such damages.

ESMA (European Securities and Markets Authority) Risk Rating



Source: Cantor Fitzgerald Asset Management

Volatility on a risk scale of 1 to 7, with level 1 being generally low risk and level 7 being generally high risk. The volatility is measured from past returns over a period of five years using weekly and monthly data where applicable. Prior to making an investment decision, you should talk to your financial advisor or broker in relation to the risk profile most suitable for you.

IMPORTANT INFORMATION FOR INVESTORS

The Management Company is FundRock Management Company (Ireland) Limited. FundRock Management Company (Ireland) Limited is authorised in Ireland and regulated by Central Bank of Ireland. Cantor Fitzgerald Ireland Ltd (trading as Cantor Fitzgerald Asset Management) is regulated by the Central Bank of Ireland and is a Member Firm of Euronext Dublin and The London Stock Exchange.

SUSTAINABLE FINANCE DISCLOSURE REGULATION (“SFDR”)

As this fund has been categorised as meeting the provisions set out in Article 8 of the EU SFDR, more information on what the sustainability related ambitions of the fund are and how the sustainability related ambitions of the fund are met can be found on the website: <https://cantorfitzgerald.ie/>

INFORMATION ABOUT THE BENCHMARK

The Fund is actively managed and is not constrained by any benchmark. However, the Fund uses the Benchmark (or the relevant currency hedged version) to compare performance.

REGION AND COUNTRY SPECIFIC NOTICES

EUROPEAN ECONOMIC AREA (EEA) The Fund is registered for public offer and sale in Ireland and Germany. Investors should note that when investing in the Fund you acquire shares of the Fund and not in the underlying assets. The tax treatment depends on each clients individual circumstances and may change in the future. Additional information about the Fund may be found in the Prospectus and Supplement (available in the English language) and applicable KIDs (available in the relevant translated language). These documents, as well as the annual and semi-annual reports and Fund rules, may be obtained free of charge from the from the Investment Manager at www.cantorfitzgerald.ie.

UNITED KINGDOM The Cantor Fitzgerald Global Equity UCITS Fund is authorised in Ireland and is recognised by the UK Financial Conduct Authority under the Overseas Funds Regime for distribution to retail and professional investors in the United Kingdom. The UK Financial Ombudsman Service is unlikely to consider complaints relating to the UCITS, its management company, or its depository. Claims for losses relating to the management company or the depository are unlikely to be covered under the UK Financial Services Compensation Scheme. Prospective investors should consider obtaining financial advice before deciding to invest and should refer to the prospectus of the UCITS for more information

DISCLAIMER: The information in this factsheet, including the fund asset allocation and holdings, is accurate as at the date of the factsheet and will be subject to change following the factsheet date. The information in this report is provided by the Investment Manager (Cantor Fitzgerald Asset Management) using all reasonable skill, care and diligence and has been obtained from or is based on third party sources believed to be reliable but is not guaranteed as to its accuracy, completeness or timeliness. The information within this report should not be regarded by recipients as a substitute for the exercise of their own judgement. This is a marketing communication. The Fund's prospectus has detailed descriptions of the Funds risks. Before investing, please refer to the prospectus of Cantor Fitzgerald Investment Funds PLC and sub-fund supplements, and to the applicable KIID/KID before making any final investment decisions. You can get free copies from the Investment Manager at <https://cantorfitzgerald.ie/asset-management/> or CFAMEinfo@cantor.com. If the Fund terminates its application for registration in any jurisdiction, shareholders located in the affected EEA member state will be notified of this decision and will be provided with the opportunity to redeem their shareholding in the Fund free of any charges. The information in this report has no regard to the specific investment objectives, financial situation or particular needs of any specific recipient and is published solely for informational purposes and is not to be construed as a solicitation or an offer to buy or sell any securities or related financial instruments. In the absence of detailed information about you, your circumstances or your investment portfolio, the information does not in any way constitute investment advice. If you have any doubt about any of the information presented, please consult your financial advisor. Value of investments can fall as well as rise and you may not get back the amount you have invested. If the investment involves exposure to a currency other than that in which acquisitions of the investments are invited, changes in the rates of exchange may cause the value of the investment to go up or down. Past performance is not necessarily a guide to future performance. A summary of investors rights associated with an investment in the fund is available online in English by visiting: Disclosures | FundRock Ireland