

Cantor Fitzgerald Global Equity Fund

FACTSHEET | 31st December 2025

MORNINGSTAR

THIS IS A MARKETING COMMUNICATION.

Fund Objective

The Cantor Fitzgerald Global Equity Fund captures the capital growth potential inherent in equity markets over the long term. The Fund invests in a diversified portfolio of global equities to achieve long-term capital growth through active sector and global allocations. The Cantor Fitzgerald Global Equity Fund returned -0.1% for December 2025. The benchmark MSCI AC World Index returned -0.3% for the same month.

The Fund promotes a range of environmental and social characteristics, and is categorised as Article 8 in accordance with SFDR.

Fund Managers

Philip Byrne Diarmaid Colreavy
Conor McDermott

Fund Type
Equity

Volatility*
17.4%

Bid/Offer Spread
None

Benchmark
MSCI AC World
TR Index (Eur)

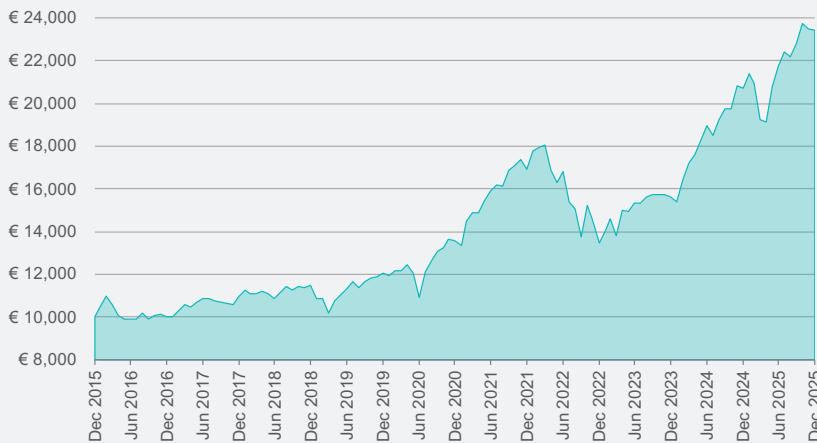
Launch date
10.05.1995

SFDR
Article 8

Base Currency
EUR

Liquidity
Daily

Growth Of €10,000 Over The Last 10 Years



WARNING: Past performance is not a reliable guide to future performance.

WARNING: The value of your investment may go down as well as up.

The Alternative Investment Fund Manager is FundRock Management Company (Ireland) Limited. FundRock Management Company (Ireland) Limited is authorised in Ireland and regulated by Central Bank of Ireland. Cantor Fitzgerald Ireland Ltd (trading as Cantor Fitzgerald Asset Management) is regulated by the Central Bank of Ireland and is a Member Firm of Euronext Dublin and The London Stock Exchange.

Performance Update at 31.12.2025

CANTOR FITZGERALD
GLOBAL EQUITY FUND

1 MONTH	-0.1%
3 MONTHS	3.9%
YTD	16.6%
1 YEAR	16.6%
3 YEARS P.A.	26.4%
5 YEARS P.A.	14.5%
10 YEARS P.A.	11.2%
15 YEARS P.A.	11.6%

MSCI AC WORLD
TR INDEX

1 MONTH	-0.1%
3 MONTHS	3.5%
YTD	7.9%
1 YEAR	7.9%
3 YEARS P.A.	17.0%
5 YEARS P.A.	12.1%
10 YEARS P.A.	10.9%
15 YEARS P.A.	10.8%

Annual Returns

2016	0.6%
2017	5.3%
2018	-10.3%
2019	27.2%
2020	21.2%
2021	27.6%
2022	-23.7%
2023	29.1%
2024	34.2%
2025	16.6%

Top 10 Equity Holdings

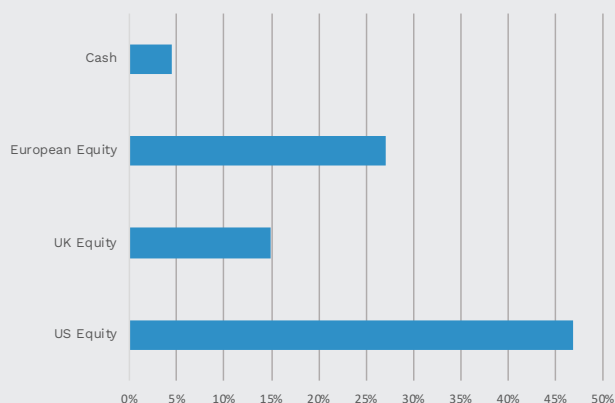
Lloyds	2.8%
Natwest Group	2.7%
Accenture	2.3%
Adobe Systems	2.3%
SAP AG	2.2%
RWE AG	2.2%
BNP Paribas	2.2%
Shopify Inc	2.1%
Nordea Bank	2.0%
Visa Inc	2.0%

Source: Money Mate 31.12.2025

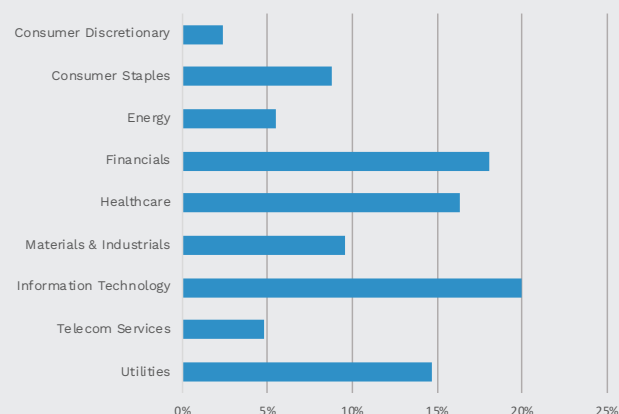
Source: Cantor Fitzgerald Asset Management

*Performance figures are quoted gross of management fees (0.60%). Management fees are detailed in the relevant share class addendum.

Asset Allocation



Sector Exposure



ESMA Risk Rating



Source: Cantor Fitzgerald Asset Management

Volatility on a risk scale of 1 to 7, with level 1 being generally low risk and level 7 being generally high risk. The volatility is measured from past returns over a period of five years using weekly and monthly data where applicable. Prior to making an investment decision, you should talk to your financial advisor or broker in relation to the risk profile most suitable for you.

Please refer to our website link: <https://cantorfitzgerald.ie/wp-content/uploads/2019/08/policy-research-third-party-1.pdf> for our policy regarding the provision of research by third parties. In relation to Cantor Fitzgerald Investment Trust - KIDs - additional information is available on request from Cantor Fitzgerald Asset Management - please contact 633 3800 or e-mail CFAMEinfo@cantor.com. Further details are available on request from Cantor Fitzgerald Asset Management.

WARNING: Past performance is not a reliable guide to future performance.

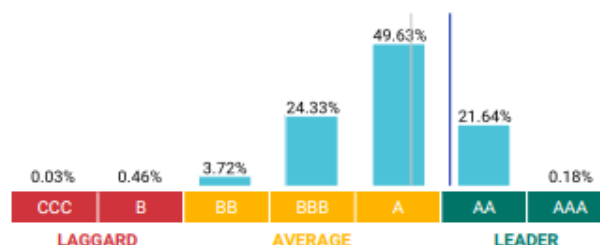
WARNING: The value of your investment may go down as well as up.

RESPONSIBLE INVESTING KEY CHARACTERISTICS

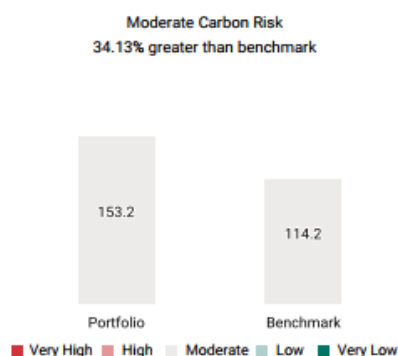
MSCI ESG RATING



DISTRIBUTION OF MSCI ESG FUND RATING UNIVERSE

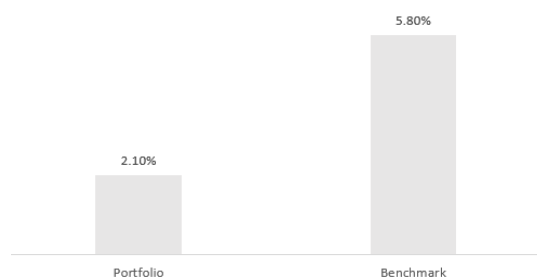


CARBON RISK



Carbon Risk measures exposure to carbon intensive companies. It is based on MSCI Carbon Metrics, and is calculated as the portfolio weighted average of issuer carbon intensity. At the issuer level, Carbon Intensity is the ratio of annual scope 1 and 2 carbon emissions to annual revenue. Carbon Risk is categorized as Very Low (0 to <15), Low (15 to <70), Moderate (70 to <250), High (250 to <525), and Very High (>=525).

FOSSIL FUEL RESERVES %



Fossil Fuel Reserves (%): The percentage of portfolio's market value exposed to companies that own fossil fuel reserves.

Data as of 31.12.2025 Certain information ©2023 MSCI ESG Research LLC. Reproduced by permission. Although Cantor Fitzgerald Asset Management information providers, including without limitation, MSCI ESG Research LLC and its affiliates (the "ESG Parties"), obtain information (the "Information") from sources they consider reliable, none of the ESG Parties warrants or guarantees the originality, accuracy and/or completeness, of any data herein and expressly disclaim all express or implied warranties, including those of merchantability and fitness for a particular purpose. The Information may only be used for your internal use, may not be reproduced or disseminated in any form and may not be used as a basis for, or a component of, any financial instruments or products or indices. Further, none of the Information can in and of itself be used to determine which securities to buy or sell or when to buy or sell them. None of the ESG Parties shall have any liability for any errors or omissions in connection with any data herein, or any liability for any direct, indirect, special, punitive, consequential or any other damages (including lost profits) even if notified of the possibility of such damages.

ADDITIONAL INFORMATION – SUSTAINABLE FINANCE DISCLOSURE REGULATION ("SFDR")

As this fund has been categorised as meeting the provisions set out in Article 8 of the EU SFDR, more information on what the sustainability related ambitions of the fund are and how the sustainability related ambitions of the fund are met can be found on the website: <https://cantorfitzgerald.ie/asset-management/sustainability-disclosure/>