

Cantor Fitzgerald Ethical Global Equity Fund

FACTSHEET | 31st Decmeber 2025

MORNINGSTAR

THIS IS A MARKETING COMMUNICATION

Fund Objective

The Ethical Global Equity Fund invests in a diversified portfolio of global equities to achieve long-term capital growth through active sector and global allocations. The fund has an ethical overlay, with a bias towards stocks which make a positive contribution to society, aiming to avoid stocks which are known to have a negative social or environmental effect.

The Fund promotes a range of environmental and social characteristics, and is categorised as Article 8 in accordance with SFDR.

Fund Managers

Philip Byrne Diarmaid Colreavy
Conor McDermott

Fund Type

Equity

Volatility*

17.7%

Bid/Offer Spread

None

Benchmark

MSCI AC World
TR Index (Eur)

Launch date

18.05.2015

SFDR

Article 8

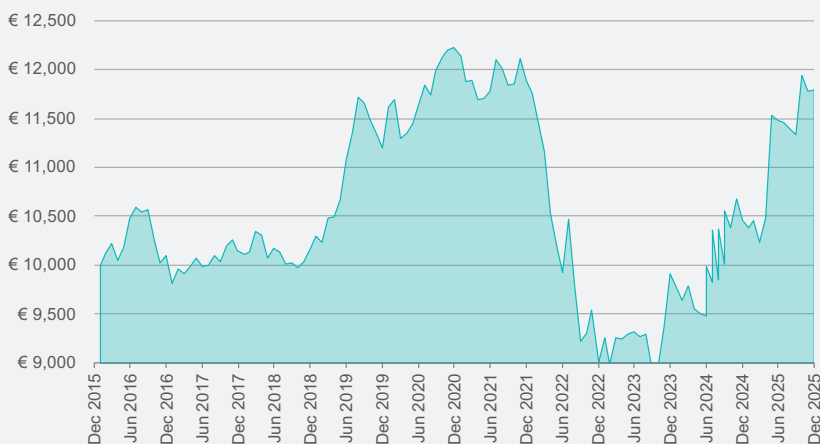
Base Currency

EUR

Liquidity

Daily

Growth Of €10,000 Over The Last 10 Years



WARNING: Past performance is not a reliable guide to future performance.

WARNING: The value of your investment may go down as well as up.

The Alternative Investment Fund Manager is FundRock Management Company (Ireland) Limited. FundRock Management Company (Ireland) Limited is authorised in Ireland and regulated by Central Bank of Ireland. Cantor Fitzgerald Ireland Ltd (trading as Cantor Fitzgerald Asset Management) is regulated by the Central Bank of Ireland and is a Member Firm of Euronext Dublin and The London Stock Exchange.

Performance Update at 31.12.2025

CANTOR FITZGERALD
ETHICAL GLOBAL EQUITY
FUND*MSCI AC WORLD TR
INDEX (EUR)

1 MONTH	0.1%	1 MONTH	-0.1%
3 MONTHS	4.1%	3 MONTHS	3.5%
YTD	16.4%	YTD	7.9%
1 YEAR	16.4%	1 YEAR	7.9%
3 YEARS P.A.	24.9%	3 YEARS P.A.	17.0%
5 YEARS P.A.	12.9%	5 YEARS P.A.	12.1%

Annual Returns

2017	9.5%
2018	-9.5%
2019	25.5%
2020	28.7%
2021	24.5%
2022	-24.3%
2023	22.5%
2024	36.7%
2025	16.4%

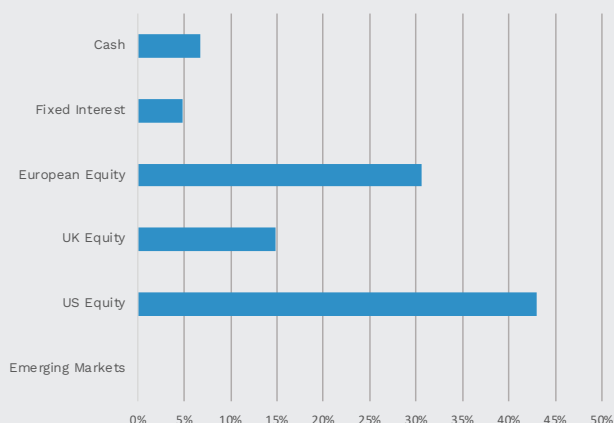
Top 10 Equity Holdings

RWE AG	5.1%
Lloyds Bank	2.9%
Boston Scientific	2.8%
Natwest Group	2.7%
Iberdrola	2.6%
EDP Renovaveis	2.5%
Shopify Inc	2.4%
Accenture	2.3%
National Grid	2.3%
Genmab A/S	2.3%

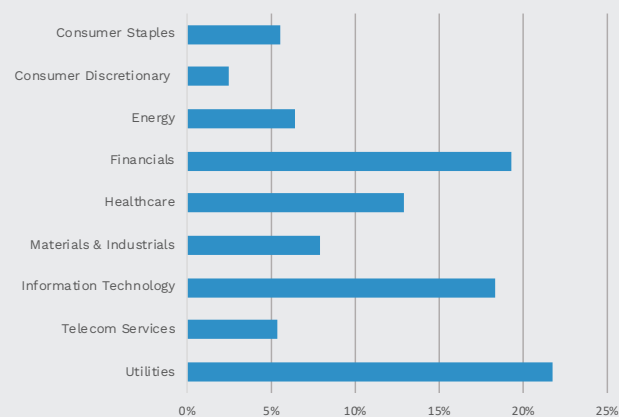
Source: Money Mate 31.12.25*Performance figures are quoted gross of management fees (0.60%)

Source: Cantor Fitzgerald Asset Management

Asset Allocation



Sector Exposure



Please refer to our Monthly Market Update for the latest details on strategy and outlook from the investment team.
<https://cantorfitzgerald.ie/asset-management/market-updates/>

ESMA Risk Rating



Source: Cantor Fitzgerald Asset Management

Volatility on a risk scale of 1 to 7, with level 1 being generally low risk and level 7 being generally high risk. The volatility is measured from past returns over a period of five years using weekly and monthly data where applicable. Prior to making an investment decision, you should talk to your financial advisor or broker in relation to the risk profile most suitable for you. Please refer to our website link: <https://cantorfitzgerald.ie/wp-content/uploads/2019/08/policy-research-third-party-1.pdf> for our policy regarding the provision of research by third parties. In relation to Cantor Fitzgerald Investment Trust - KIDs - additional information is available on request from Cantor Fitzgerald Asset Management - please contact 633 3800 or e-mail CFAMEinfo@cantor.com. Further details are available on request from Cantor Fitzgerald Asset Management.

WARNING: Past performance is not a reliable guide to future performance.

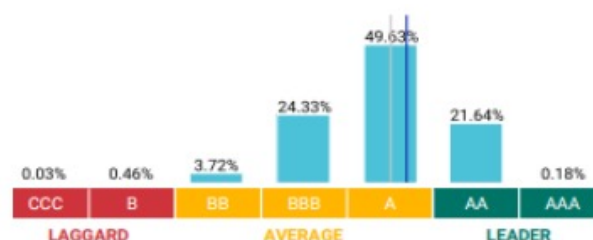
WARNING: The value of your investment may go down as well as up.

RESPONSIBLE INVESTING KEY CHARACTERISTICS

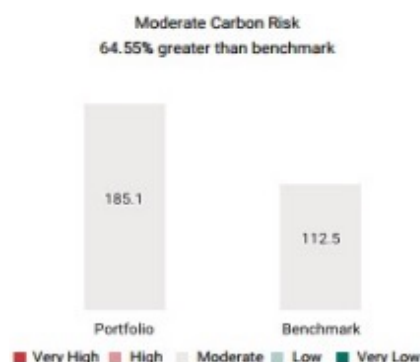
MSCI ESG RATING



DISTRIBUTION OF MSCI ESG FUND RATING UNIVERSE

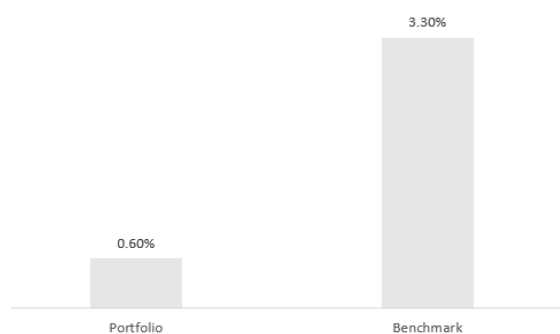


CARBON RISK



Carbon Risk measures exposure to carbon intensive companies. It is based on MSCI CarbonMetrics, and is calculated as the portfolio weighted average of issuer carbon intensity. At the issuer level, Carbon Intensity is the ratio of annual scope 1 and 2 carbon emissions to annual revenue. Carbon Risk is categorized as Very Low (0 to <15), Low (15 to <70), Moderate (70 to <250), High (250 to <525), and Very High (>=525).

FOSSIL FUEL RESERVES %



Fossil Fuel Reserves (%): The percentage of portfolio's market value exposed to companies that own fossil fuel reserves.

Data as of 31.12.2025. Certain information ©2023 MSCI ESG Research LLC. Reproduced by permission. Although Cantor Fitzgerald Asset Management information providers, including without limitation, MSCI ESG Research LLC and its affiliates (the "ESG Parties"), obtain information (the "Information") from sources they consider reliable, none of the ESG Parties warrants or guarantees the originality, accuracy and/or completeness, of any data herein and expressly disclaim all express or implied warranties, including those of merchantability and fitness for a particular purpose. The Information may only be used for your internal use, may not be reproduced or disseminated in any form and may not be used as a basis for, or a component of, any financial instruments or products or indices. Further, none of the Information can in and of itself be used to determine which securities to buy or sell or when to buy or sell them. None of the ESG Parties shall have any liability for any errors or omissions in connection with any data herein, or any liability for any direct, indirect, special, punitive, consequential or any other damages (including lost profits) even if notified of the possibility of such damages.

ADDITIONAL INFORMATION – SUSTAINABLE FINANCE DISCLOSURE REGULATION ("SFDR")

As this fund has been categorised as meeting the provisions set out in Article 8 of the EU SFDR, more information on what the sustainability related ambitions of the fund are and how the sustainability related ambitions of the fund are met can be found on the website: <https://cantorfitzgerald.ie/asset-management/sustainability-disclosure/>

Cantor Fitzgerald Ireland Ltd (trading as Cantor Fitzgerald Asset Management) is regulated by the Central Bank of Ireland and is a Member Firm of Euronext Dublin and The London Stock Exchange.