

# Cantor Fitzgerald

## Paris Aligned

## Global Equity

## Fund

## Factsheet



### Fund Managers:

Ian Halstead

Aidan Graver

Garrett Connolly

### Summary Risk Indicator



The summary risk indicator is a guide to the level of risk of this product compared to other products. It shows how likely it is that the product will lose money because of movements in the markets or because we are not able to pay you.

We have classified this product as class 4 out of 7, which is a medium risk class. This rates the potential losses from future performance at a medium level, and poor market conditions could impact the capacity of the fund to pay you.

### Investment Proposition

The Cantor Fitzgerald Paris Aligned Global Equity Fund ("the Fund") benefits from the confluence of two strong long-term drivers of return:

- High-quality bias in selection of investments
- Paris Alignment of stocks selected


Paris Alignment means aligning the Fund to the Paris Agreement goal of limiting the average global warming rise to less than 2°C. In other words, if the Fund was the entire world economy, then our calculations (verified to third-party data) show that average global warming would remain below 2°C by 2050. The Fund pursues a diversified global equity approach and uses a quantitative screen method to reduce the universe of 1,600 stocks to a concentrated portfolio of circa 50. The Fund intends to deliver a return in excess of the MSCI All Country World Index, while promoting excellent ESG characteristics and Alignment with the Paris Agreement.

### Quality stocks display the following characteristics:

Superior Profit Growth	High Profitability	Low Debt	Strong Corporate Governance
------------------------------	-----------------------	----------	-----------------------------------

### The performance benefits of Paris Alignment are:

- Access to investment opportunities generated by the shift towards a low carbon economy.
- Reduced exposure to carbon-intensive companies, reducing regulatory and policy risks that will arise as global warming develops.
- Improved risk management – alignment with the Paris Agreement gives the Sub-Investment Manager a better understanding of the risks and opportunities associated with the transition to a low-carbon economy.



This is a marketing communication. This is not a contractually binding document.

**WARNING:** Past performance is not a reliable guide to future performance. The value of your investment may go down as well as up.

## Key Facts

Structure: A Sub fund of the Cantor Fitzgerald Investment Funds plc

Domicile: Ireland

Manager: Bridge Fund Management Ltd

Investment Manager: Cantor Fitzgerald Asset Management

Sub-Investment Manager: Cantor Fitzgerald Ireland Ltd

Base Currency: EUR

Other Share classes: GBP & USD

Sub-Fund AUM: €29.9m

Reference Index: MSCI ACWI Net Total Return EUR Index

Valuation & Dealing: Daily

Administrator: Northern Trust Int'l Administration Services (Ireland) Limited

Depository: Northern Trust Fiduciary Services (Ireland) Limited

## Fund Performance

Period	1 Month	3 Months	YTD	1 year
Fund	-1.1%	1.4%	-3.1%	2.5%
Reference Index	0.2%	5.3%	1.1%	9.5%

\*Source: Bloomberg & Cantor Fitzgerald Ireland Ltd. Research based on Administrator fund prices.

\*Performance shown is for Class A Euro Shares

### Monthly Performance

Softer inflation data in August (CPI at 2.5%) and robust retail sales boosted confidence in a September Federal Reserve rate cut, helping major indexes rally and the Dow reach record highs. Falling inflation also stabilized Treasury yields below 4.0%, encouraging a shift into value sectors like industrials, utilities, and financials. While tech and industrials were a challenge for us this quarter, the portfolio benefited from strength in consumer and health care, leaving us balanced against an improving market backdrop.

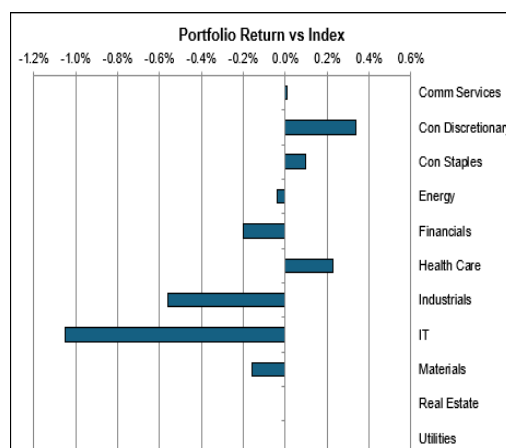
Top 5 Performing				Top 5 Contributing			
Iidex Laboratories Inc	Health Care	US	18.40	Iidex Laboratories	Health Care	US	0.40
Dr Horton Inc	Consumer Discretionary	US	16.30	DR Horton Inc	Consumer Discretionary	US	0.35
Pultegroup Inc	Consumer Discretionary	US	14.30	Pultegroup	Consumer Discretionary	US	0.30
Genmab A/S	Health Care	Europe	10.40	Genmab A/S	Health Care	Europe	0.23
Apple Inc	Information Technology	US	9.50	Arista Networks Inc	Information Technology	US	0.23
Bottom 5 Performing				Bottom 5 Contributing			
Fortinet Inc	Information Technology	US	-22.90	Fortinet Inc	Information Technology	US	-0.41
Intuit Inc	Information Technology	US	-16.90	Intuit Inc	Information Technology	US	-0.40
Applied Materials Inc	Information Technology	US	-12.40	Applied Materials Inc	Information Technology	US	-0.31
Chugai Pharmaceutical Co. Ltd	Health Care	Japan	-11.40	Disco Corp	Information Technology	Japan	-0.28
Deere & Co	Industrials	US	-10.70	Deere & Co	Industrials	Europe	-0.24

## Top 10 Holdings

Arista Networks	2.92%
NVIDIA CORP	2.87%
Disco Corp	2.84%
Alphabet	2.61%
Lam Research	2.58%
Iidex Laboratories Inc	2.58%
DR Horton	2.49%
Genmab	2.49%
Synopsis	2.44%
Garmin	2.41%

### Quarterly Performance

This quarter, performance was mixed, with technology and industrial holdings such as Fortinet, Intuit, and Deere & Co. weighing on returns, while strong security selection in consumer discretionary (D.R. Horton and PulteGroup) and health care (IDEXX Laboratories and Genmab) provided meaningful gains.



## Key Risks

**Concentration risk:** the relatively concentrated 40 to 60 stock portfolio means that a single stock may have a substantial effect on performance.

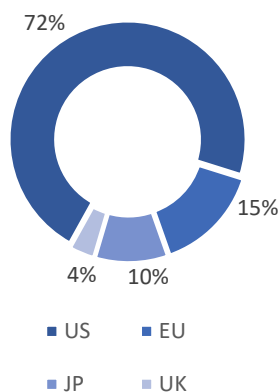
**Operational Risk** - A failure of systems or personnel may result in losses.

**Interest Risk** - interest rates moves could cause the value of the Fund to fall.

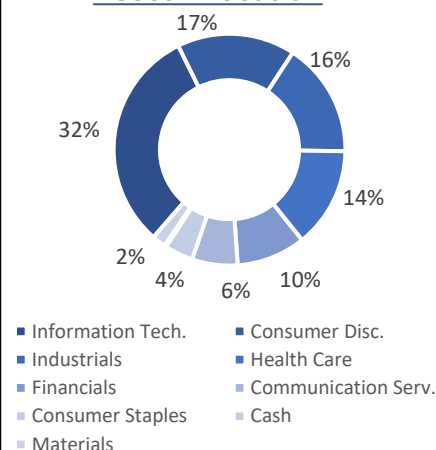
**Currency Risk** - As a global equity portfolio, many stocks are not denominated in the Share Class Currency, and may rise or fall purely due to currency movements.

**Emerging Markets** - The performance of the Fund may be affected by changes in economic and market conditions due to political developments.

### Geographic Allocation



### Asset Allocation



**WARNING:** Past performance is not a reliable guide to future performance. The value of your investment may go down as well as up.

## Share Classes

DESCRIPTION	Currency	SEDOL	ISIN	Mgmt fee	Minimum Investment
A EUR ACC	Euro	BQ0MKC9	IE000Z79SB45	0.5%	250,000
A GBP ACC	GBP	BQ0MKD0	IE000CE8C0I0	0.5%	250,000
A USD ACC	USD	BQ0MKF2	IE0008OX8LF6	0.5%	250,000
B EUR ACC	Euro	BQ0MKG3	IE000XB5R0K4	1.5%	None



Want to talk to us about investments?

T: +353 1 670 2500 | e: [L&P@cantor.com](mailto:L&P@cantor.com)  
Green, Dublin 2.

| [www.cantorfitzgerald.ie](http://www.cantorfitzgerald.ie) | Cantor Fitzgerald House, 23 St Stephen's

Cantor Fitzgerald Asset Management Europe Ltd (trading as Cantor Fitzgerald Asset Management) is regulated by the Central Bank of Ireland. Cantor Fitzgerald Ireland Ltd is a Member Firm of The Irish Stock Exchange and The London Stock Exchange.

### DISCLAIMER:

The information in this factsheet, including the Fund asset allocation and holdings, is accurate as at the date of the factsheet and will be subject to change following the factsheet date. The information in this report is provided by the Investment Manager (Cantor Fitzgerald Asset Management) and Sub-Investment Manager (Cantor Fitzgerald Ireland Ltd) using all reasonable skill, care and diligence and has been obtained from or is based on third party sources believed to be reliable but is not guaranteed as to its accuracy, completeness or timeliness. The information within this report should not be regarded by recipients as a substitute for the exercise of their own judgement.

This is a marketing communication. The Fund's prospectus has detailed descriptions of the Funds risks. Before investing, please refer to the prospectus of Cantor Fitzgerald Investment Funds plc and to the applicable KIID/KID before making any final investment decisions. You can get free copies from the Investment Manager at [www.cantorfitzgerald.ie](http://www.cantorfitzgerald.ie) or [CFAMEinfo@cantor.com](mailto:CFAMEinfo@cantor.com). A summary of investor rights associated with an investment in the Fund is available online in English at <https://bridgefundservices.com/media/vjgc5kva/summary-of-investor-rights-for-ucits-fund.pdf> and a paper copy is available upon request by emailing [TAteam@bridgefundservices.com](mailto:TAteam@bridgefundservices.com)

If the Fund terminates its application for registration in any jurisdiction shareholders located in the affected EEA member state will be notified of this decision and will be provided with the opportunity to redeem their shareholding in the Fund free of any charges or deductions for at least 30 working days from the date of such notification.

The information in this report has no regard to the specific investment objectives, financial situation or particular needs of any specific recipient and is published solely for informational purposes and is not to be construed as a solicitation or an offer to buy or sell any securities or related financial instruments. In the absence of detailed information about you, your circumstances or your investment portfolio, the information does not in any way constitute investment advice. If you have any doubt about any of the information presented, please consult your financial advisor.

Value of investments can fall as well as rise and you may not get back the amount you have invested. Income from an investment may fluctuate in money terms. If the investment involves exposure to a currency other than that in which acquisitions of the investments are invited, changes in the rates of exchange may cause the value of the investment to go up or down. Past performance is not necessarily a guide to future performance.

Any opinions expressed in this report are subject to change without notice and the Investment Manager is not under any obligation to update or keep current the information contained herein. The information provided is "as is" without

any express or implied warranty of any kind including warranties of merchantability, non-infringement of intellectual property, or fitness for any purpose.

Users are therefore warned not to rely exclusively on the comments or conclusions within the report but to carry out their own due diligence before making their own decisions. Unless otherwise stated Equity Market price indices used within this publication are sourced or derived from data supplied by Solactive.

The Investment Manager and Sub-Investment Manager and their affiliated companies, employees, or individuals connected to them, may have or have had interests of long or short positions in, and may at any time make purchases and/or sales as principal or agent in, the relevant securities or related financial instruments discussed in this report.

Neither Cantor Fitzgerald Asset Management or Cantor Fitzgerald Ireland Limited accept liability in Contract, Tort (including Negligence), breach of duty or for any reason whatsoever for the contents of this factsheet. The Fund may invest in alternative investment funds run by Cantor Fitzgerald Asset Management or external fund managers where a performance related fee may be paid. Where the Fund invests in other funds managed by Cantor Fitzgerald Asset Management, the management charge will be rebated to the Cantor Fitzgerald Impact Infrastructure Fund. Further details are available on request from Cantor Fitzgerald Asset Management. Please refer to our website link: [www.cantorfitzgerald.ie](http://www.cantorfitzgerald.ie) for our policy regarding the provision of research by third parties. In relation to Cantor Fitzgerald Investment Trust - KIDs additional information is available on request from Cantor Fitzgerald Asset Management - please contact 670 2500 or e-mail [CFAMEinfo@cantor.com](mailto:CFAMEinfo@cantor.com). Further details are available on request from Cantor Fitzgerald Asset Management.

Reference Index: The Fund is actively managed and uses the MSCI All Country World Index Net Total Return in EUR as a performance target. The Reference Index has been chosen as it is generally considered representative of the investment universe in which the Fund invests. The performance of the Fund is likely to differ from the performance of the Reference Index as the holdings, weightings and asset allocation will be different. Investors should carefully consider these differences when making comparisons.

Performance Measurement versus Reference Index: the initial Share Class A of the Fund accepted initial subscriptions from investors on its launch date of 9 October 2023. Due to the Fund's standard settlement period of 2 days, cash for these subscriptions did not arrive into the Fund until 12 October, and was available to place the initial trades on 13 October 2023. The Manager, Investment Manager and Sub-Investment Manager therefore measure performance versus the Reference Index from the day of the arrival of the subscription cash into the Fund, 12 October 2023.