

**Fund Objective:** The Ethical Global Equity Fund invests in a diversified portfolio of global equities to achieve long-term capital growth through active sector and global allocations. The fund has an ethical overlay, with a bias towards stocks which make a positive contribution to society, aiming to avoid stocks which are known to have a negative social or environmental effect.

The Fund promotes a range of environmental and social characteristics, and is categorised as Article 8 in accordance with SFDR.

## FUND MANAGERS

Philip Byrne

Conor McDermott

Diarmaid Colreavy

## FUND KEY FEATURES

Fund Type	Equity
Bid/Offer Spread	None
Launch date	18.05.2015
Base Currency	EUR
Liquidity	Daily
Volatility*	18.4%
Benchmark	MSCI AC World TR Index (Eur)
SFDR	Article 8

## ESMA Risk Rating

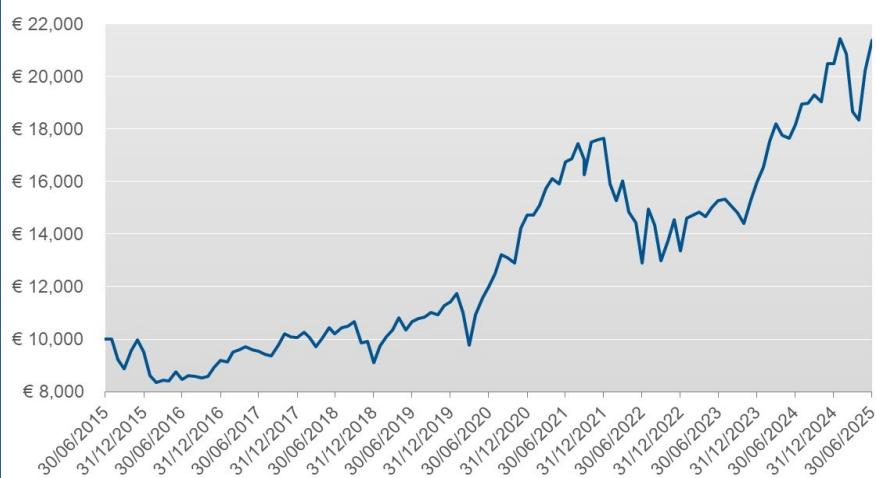
Lower Risk Higher Risk

1 2 3 4 5 6 7

Source: Cantor Fitzgerald Asset Management

\*\*Volatility\* on a risk scale of 1 to 7, with level 1 being generally low risk and level 7 being generally high risk. The volatility is measured from past returns over a period of five years using weekly and monthly data where applicable. Prior to making an investment decision, you should talk to your financial advisor or broker in relation to the risk profile most suitable for you.

## GROWTH OF €10,000 OVER A 10 YEAR PERIOD



## PERFORMANCE UPDATE AT 30.06.2025

	1 Month	3 Months	6 Months	1 Year	3 Years P.A.	5 Years P.A.
Cantor Fitzgerald Ethical GlobalEquity Fund*	5.7%	14.5%	4.6%	18.7%	22.0%	15.1%
MSCI AC World TR Index (Eur)	0.8%	2.5%	-3.2%	5.8%	12.9%	12.6%

Source: MoneyMate 30.06.2025

\*Performance figures are quoted gross of management fees (0.60%)  
Management fees are detailed in the relevant share class addendum.

## ANNUAL RETURNS

2017	2018	2019	2020	2021	2022	2023	2024
9.5%	-9.5%	25.5%	28.7%	24.5%	-24.3%	22.5%	36.7%

Source: Cantor Fitzgerald Asset Management

WARNING: Past performance is not a reliable guide to future performance.

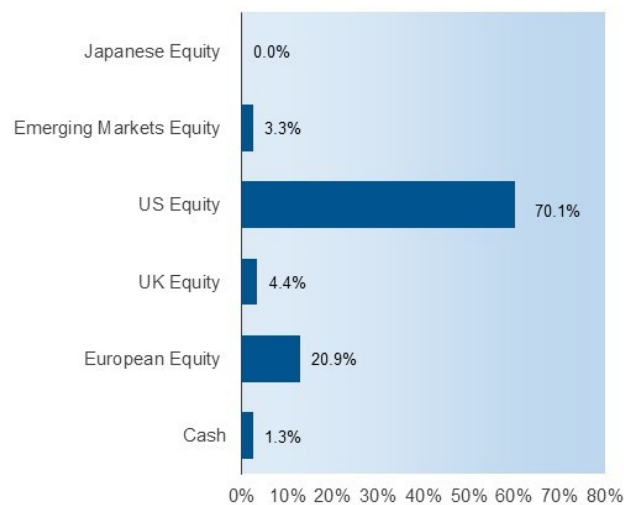
WARNING: The value of your investment may go down as well as up.

Cantor Fitzgerald Asset Management Europe Limited (trading as Cantor Fitzgerald Asset Management) is regulated by the Central Bank of Ireland.

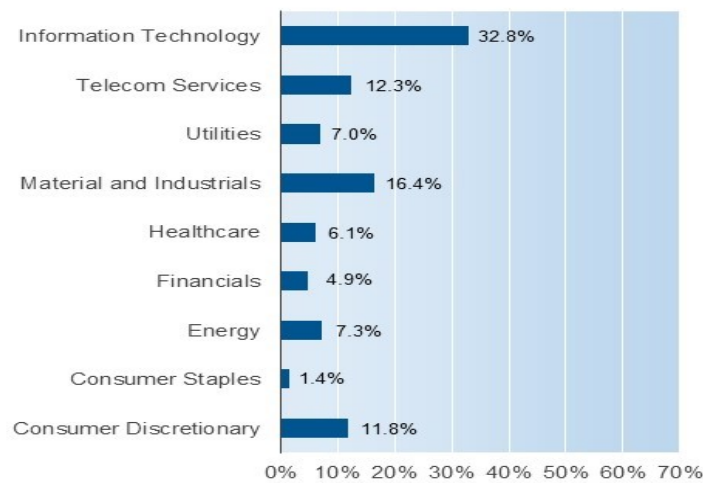
© 2025 Morningstar, Inc. All rights reserved. The information contained herein: (1) is proprietary to Morningstar and/or its content providers; (2) may not be copied or distributed; and (3) is not warranted to be accurate, complete, or timely. Neither Morningstar nor its content providers are responsible for any damages or losses arising from any use of this information. Past performance is no guarantee of future results.

**HOLDINGS**

**Asset Allocation**



**Sector Exposure**



*Please refer to our Monthly Market Update for the latest details on strategy and outlook from the investment team.*

<https://www.cantorfitzgerald.ie/merrion-investment-managers/market-updates/>

**CANTOR**

*Fitzgerald*


Want to talk to us about investments?

T: +353 1 670 2500 | e: CFAMEinfo@cantor.com | [www.cantorfitzgerald.ie](http://www.cantorfitzgerald.ie) | Cantor Fitzgerald House, 23 St Stephen's Green, Dublin 2.

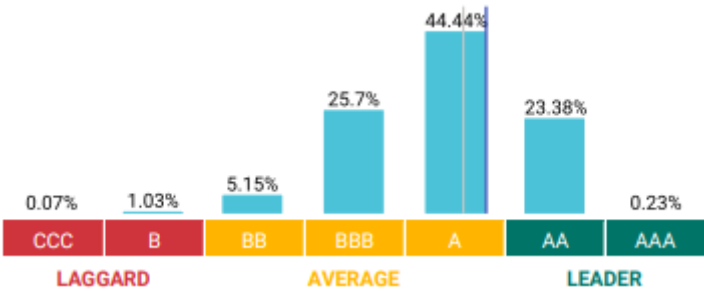
Cantor Fitzgerald Asset Management Europe Limited (trading as Cantor Fitzgerald Asset Management) is regulated by the Central Bank of Ireland.

**RESPONSIBLE INVESTING KEY CHARACTERISTICS**

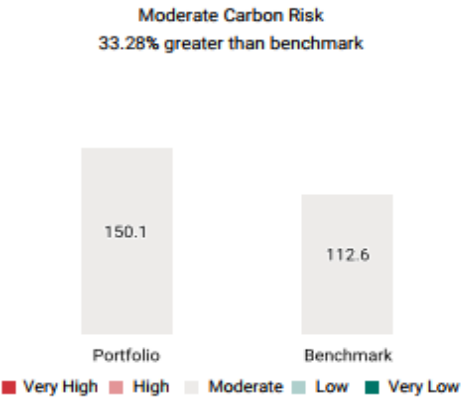
**MSCI ESG RATINGS**



**DISTRIBUTION OF MSCI ESG FUND RATINGS UNIVERSE**



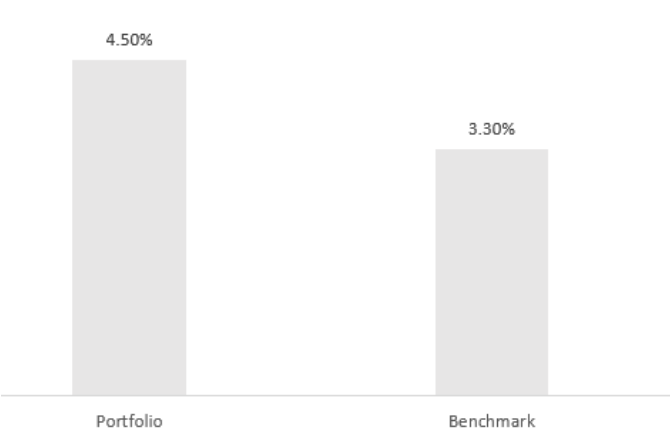
**CARBON RISK**



Carbon Risk measures exposure to carbon intensive companies. It is based on MSCI CarbonMetrics, and is calculated as the portfolio weighted average of issuer carbon intensity. At the issuer level, Carbon Intensity is the ratio of annual scope 1 and 2 carbon emissions to annual revenue. Carbon Risk is categorized as Very Low (0 to <15), Low (15 to <70), Moderate (70 to <250), High (250 to <525), and Very High (>=525)

Data as of 30.06.2025 Certain information ©2023 MSCI ESG Research LLC. Reproduced by permission. Although Cantor Fitzgerald Asset Management information providers, including without limitation, MSCI ESG Research LLC and its affiliates (the "ESG Parties"), obtain information (the "Information") from sources they consider reliable, none of the ESG Parties warrants or guarantees the originality, accuracy and/or completeness, of any data herein and expressly disclaim all express or implied warranties, including those of merchantability and fitness for a particular purpose. The Information may only be used for your internal use, may not be reproduced or disseminated in any form and may not be used as a basis for, or a component of, any financial instruments or products or indices. Further, none of the Information can in and of itself be used to determine which securities to buy or sell or when to buy or sell them. None of the ESG Parties shall have any liability for any errors or omissions in connection with any data herein, or any liability for any direct, indirect, special, punitive, consequential or any other damages (including lost profits) even if notified of the possibility of such damages.

**FOSSIL FUEL RESERVES %**



Fossil Fuel Reserves (%): The percentage of portfolio's market value exposed to companies that own fossil fuel

**ADDITIONAL INFORMATION - SUSTAINABLE FINANCE DISCLOSURE REGULATION**

As this fund has been categorised as meeting the provisions set out in Article 8 of the EU SFDR, more information on what the sustainability related ambitions of the fund are and how the sustainability related ambitions of the fund are met can be found on the website: <https://cantorfitzgerald.ie/asset-management/sustainability-disclosure/>

**CANTOR**  
*Fitzgerald*  
Want to talk to us about investments?