

Fund Objective: The Cantor Fitzgerald Balanced UCITS Fund was launched in October 2006 to provide balanced long term growth by actively managing the distribution of the portfolio across global markets, including equities, property funds, bonds and cash deposits. The split between asset classes is actively managed according to economic conditions, which will normally constitute 60-80% invested in equities.

The Fund promotes a range of environmental and social characteristics, and is categorised as Article 8 in accordance with SFDR.

FUND MANAGERS

Phil Byrne

Pearse MacManus

Conor McDermott

Diarmaid Colreavy

PERFORMANCE UPDATE AT 31.03.2025

	1 Month	3 Months	6 Months	1 Year	3 Years P.A.	5 Years P.A.	10 Years P.A.	15 Years P.A.
Cantor Fitzgerald Balanced UCITS	-8.2%	-6.6%	-1.9%	6.1%	6.6%	12.5%	5.9%	8.3%
Pooled Fund Average MoneyMate	-4.9%	-3.0%	0.2%	4.8%	5.1%	9.7%	5.5%	7.2%

Source: MoneyMate 31.03.2025

*Performance figures are quoted gross of management fees (1.50%)
Management fees are detailed in the relevant share class addendum.

FUND KEY FEATURES

Bid/Offer Spread	None
Launch date	October 2006
Base Currency	EUR
Liquidity	Daily
Benchmark	Pooled Multi-Asset Fund Average
SFDR	Article 8

ANNUAL RETURNS

2015	2016	2017	2018	2019	2020	2021	2022	2023	2024
13.0%	-0.6%	5.2%	-9.5%	21.5%	19.2%	19.3%	-24.5%	24.9%	26.1%

Source: Cantor Fitzgerald Asset Management

ESMA Risk Rating

Lower Risk Higher Risk

1	2	3	4	5	6	7
---	---	---	---	---	---	---



Source: Cantor Fitzgerald Asset Management

**Volatility' on a risk scale of 1 to 7, with level 1 being generally low risk and level 7 being generally high risk. The volatility is measured from past returns over a period of five years using weekly and monthly data where applicable. Prior to making an investment decision, you should talk to your financial advisor or broker in relation to the risk profile most suitable for you.

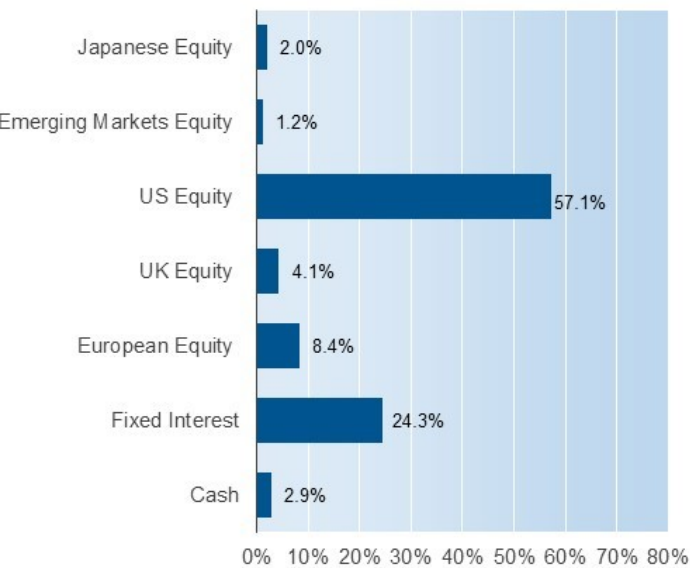
WARNING: Past performance is not a reliable guide to future performance.

WARNING: The value of your investment may go down as well as up.

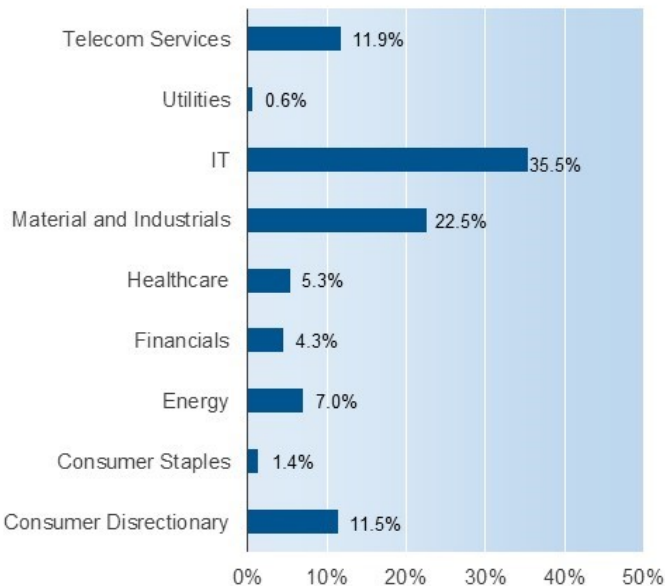
Cantor Fitzgerald Asset Management Europe Limited (trading as Cantor Fitzgerald Asset Management) is regulated by the Central Bank of Ireland.

HOLDINGS

Asset Allocation



Sector Exposure


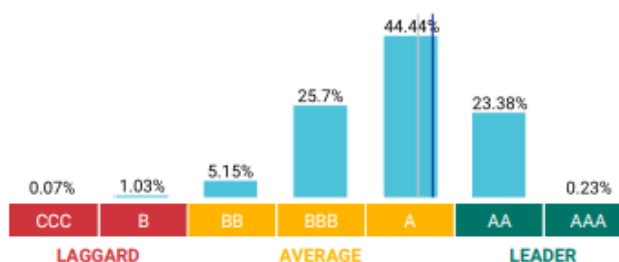
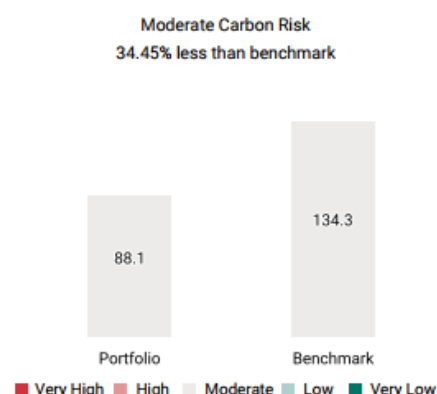
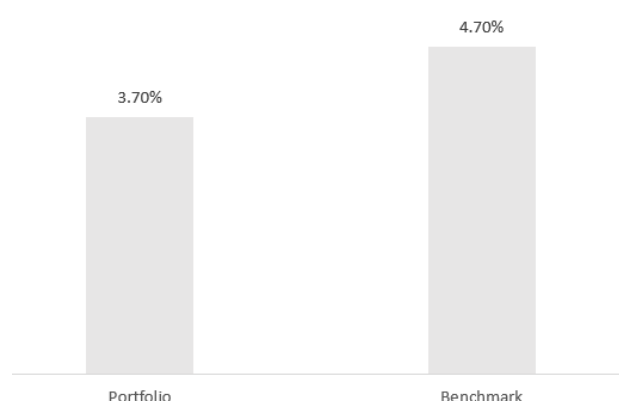


Please refer to our Monthly Market Update for the latest details on strategy and outlook from the investment team.
<https://cantorfitzgerald.ie/asset-management/market-updates/>

The Cantor Fitzgerald Balanced UCITS Fund was launched in October 2006. Therefore, it does not have an established long term past performance record. To demonstrate the investment manager's capabilities in differing historic market conditions, we have shown the past performance of the Cantor Fitzgerald Multi-Asset 70 Fund. This Fund and the Cantor Fitzgerald Balanced UCITS Fund are managed by the same investment team, using the same investment process and built around the same model equity portfolio. Consequently, we anticipate that the past performance of the Cantor Fitzgerald Multi-Asset 70 Fund is representative of the past performance that would have been achieved by the Cantor Fitzgerald Balanced UCITS Fund had it been available over the historical periods shown. The Cantor Fitzgerald Balanced UCITS Fund returns are shown when available since October 2006. Please refer to our website link: <https://cantorfitzgerald.ie/wp-content/uploads/2019/08/policy-research-third-party-1.pdf> for our policy regarding the provision of research by third parties. In relation to Cantor Fitzgerald Investment Trust - KIIDs additional information is available on request from Cantor Fitzgerald Asset Management - please contact 670 2500 or e-mail CFAMEinfo@cantor.com. Further details are available on request from Cantor Fitzgerald Asset Management.



Want to talk to us about investments?

RESPONSIBLE INVESTING KEY CHARACTERISTICS**MSCI ESG RATINGS****DISTRIBUTION OF MSCI ESG FUND RATINGS UNIVERSE****CARBON RISK****FOSSIL FUEL RESERVES %**

Carbon Risk measures exposure to carbon intensive companies. It is based on MSCI CarbonMetrics, and is calculated as the portfolio weighted average of issuer carbon intensity. At the issuer level, Carbon Intensity is the ratio of annual scope 1 and 2 carbon emissions to annual revenue. Carbon Risk is categorized as Very Low (0 to <15), Low (15 to <70), Moderate (70 to <250), High (250 to <525), and Very High (>=525)

Fossil Fuel Reserves (%): The percentage of portfolio's market value exposed to companies that own fossil fuel reserves.

Data as of 31.03.2025. Certain information ©2023 MSCI ESG Research LLC. Reproduced by permission. Although Cantor Fitzgerald Asset Management information providers, including without limitation, MSCI ESG Research LLC and its affiliates (the "ESG Parties"), obtain information (the "Information") from sources they consider reliable, none of the ESG Parties warrants or guarantees the originality, accuracy and/or completeness, of any data herein and expressly disclaim all express or implied warranties, including those of merchantability and fitness for a particular purpose. The Information may only be used for your internal use, may not be reproduced or disseminated in any form and may not be used as a basis for, or a component of, any financial instruments or products or indices. Further, none of the Information can in and of itself be used to determine which securities to buy or sell or when to buy or sell them. None of the ESG Parties shall have any liability for any errors or omissions in connection with any data herein, or any liability for any direct, indirect, special, punitive, consequential or any other damages (including lost profits) even if notified of the possibility of such damages.

ADDITIONAL INFORMATION - SUSTAINABLE FINANCE DISCLOSURE REGULATION

As this fund has been categorised as meeting the provisions set out in Article 8 of the EU SFDR, more information on what the sustainability related ambitions of the fund are and how the sustainability related ambitions of the fund are met can be found on the website: <https://cantorfitzgerald.ie/asset-management/sustainability-disclosure/>

The Cantor Fitzgerald Balanced UCITS Fund was launched in October 2006. Therefore, it does not have an established long term past performance record. To demonstrate the investment manager's capabilities in differing historic market conditions, we have shown the past performance of the Cantor Fitzgerald Multi-Asset 70 Fund. This Fund and the Cantor Fitzgerald Balanced UCITS Fund are managed by the same investment team, using the same investment process and built around the same model equity portfolio. Consequently, we anticipate that the past performance of the Cantor Fitzgerald Multi-Asset 70 Fund is representative of the past performance that would have been achieved by the Cantor Fitzgerald Balanced UCITS Fund had it been available over the historical periods shown. The Cantor Fitzgerald Balanced UCITS Fund returns are shown when available since October 2006. Please refer to our website link: <https://cantorfitzgerald.ie/wp-content/uploads/2019/08/policy-research-third-party-1.pdf> for our policy regarding the provision of research by third parties. In relation to Cantor Fitzgerald Investment Trust - KIIDs additional information is available on request from Cantor Fitzgerald Asset Management - please contact 670 2500 or e-mail CFAMEinfo@cantor.com Further details are available on request from Cantor Fitzgerald Asset Management.



Want to talk to us about investments?

T: +353 1 670 2500 | e: CFAMEinfo@cantor.com | www.cantorfitzgerald.ie | Cantor Fitzgerald House, 23 St Stephen's Green, Dublin 2.

Cantor Fitzgerald Asset Management Europe Limited (trading as Cantor Fitzgerald Asset Management) is regulated by the Central Bank of Ireland.