



Fund Objective: The Cantor Fitzgerald International Equity Fund captures the capital growth potential inherent in equity markets over the long term. The Fund invests in a diversified portfolio of global equities to achieve long-term capital growth through active sector and global allocations. The Cantor Fitzgerald International Equity Fund returned 0.8% for October 2024. The benchmark MSCI AC World Index returned 0.3% for the same month.

The Fund promotes a range of environmental and social characteristics, and is categorised as Article 8 in accordance with SFDR.

FUND MANAGERS

Phil Byrne

Pearse MacManus

Diarmaid Colreavy

FUND KEY FEATURES

| | |
|-------------------------|------------------------------|
| Fund Type | Equity |
| Bid/Offer Spread | None |
| Launch date | 10.05.1995 |
| Base Currency | EUR |
| Liquidity | Daily |
| Volatility* | 18.0% |
| Benchmark | MSCI AC World TR Index (Eur) |
| SFDR | Article 8 |

ESMA Risk Rating

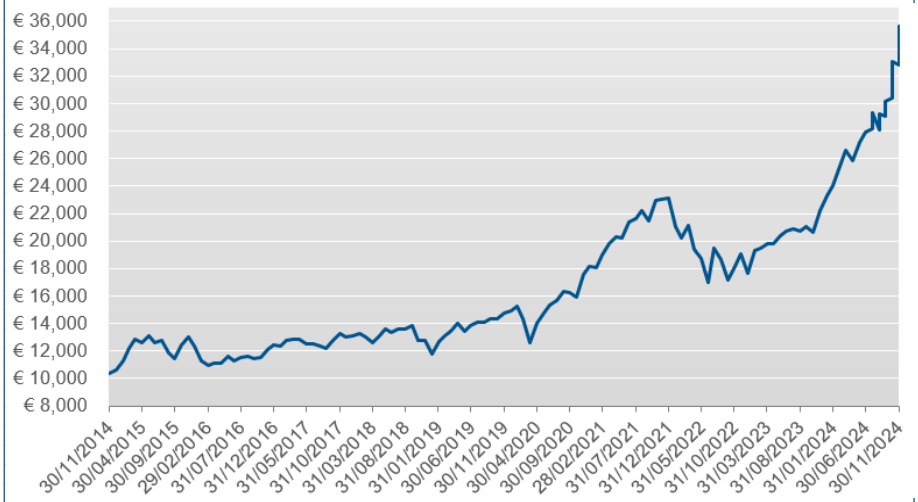
Lower Risk Higher Risk



Source: Cantor Fitzgerald Asset Management

*'Volatility' on a risk scale of 1 to 7, with level 1 being generally low risk and level 7 being generally high risk. The volatility is measured from past returns over a period of five years using weekly and monthly data where applicable. Prior to making an investment decision, you should talk to your financial advisor or broker in relation to the risk profile most suitable for you.

GROWTH OF €10,000 OVER A 10 YEAR PERIOD



PERFORMANCE UPDATE AT 30.11.2024

| | 1 Month | 3 Months | YTD | 1 Year | 3 Years P.A. | 5 Years P.A. | 10 Years P.A. | 15 Years P.A. | 20 Years P.A. |
|---|---------|----------|-------|--------|--------------|--------------|---------------|---------------|---------------|
| Cantor Fitzgerald International Equity Fund* | 7.7% | 12.1% | 35.5% | 42.1% | 10.3% | 15.9% | 11.5% | 12.2% | 9.5% |
| MSCI AC World TR Index (Eur) | 6.6% | 8.5% | 26.0% | 30.0% | 10.1% | 12.3% | 11.1% | 12.1% | 9.2% |

Source: CFAM, Bloomberg and MoneyMate 30.11.2024

*Performance figures are quoted gross of management fees (0.60%)
Management fees are detailed in the relevant share class addendum.

ANNUAL RETURNS

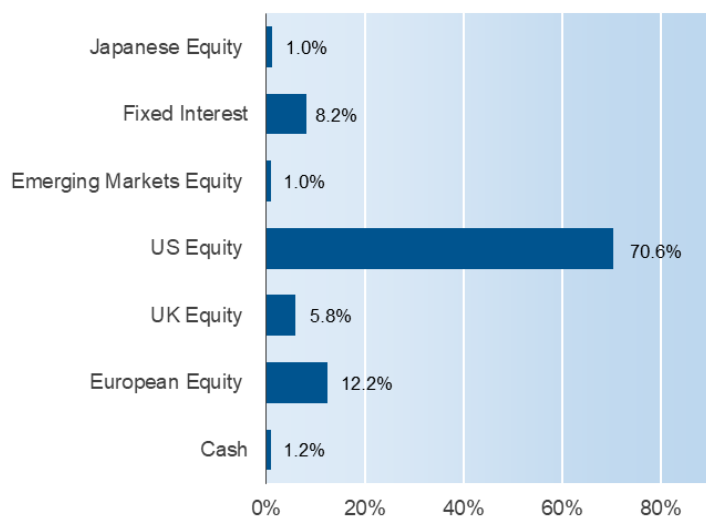
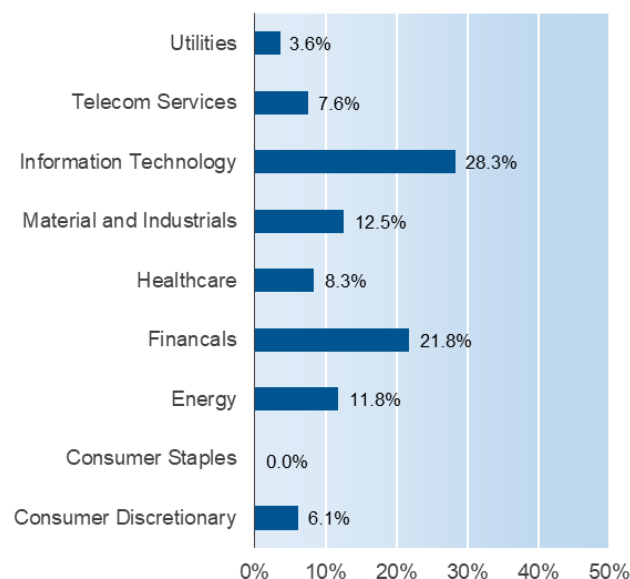
| 2014 | 2015 | 2016 | 2017 | 2018 | 2019 | 2020 | 2021 | 2022 | 2023 |
|-------|-------|------|------|--------|-------|-------|-------|--------|-------|
| 16.5% | 16.7% | 0.6% | 5.3% | -10.3% | 27.2% | 21.2% | 27.6% | -23.7% | 29.1% |

Source: Cantor Fitzgerald Asset Management

WARNING: Past performance is not a reliable guide to future performance.

WARNING: The value of your investment may go down as well as up.

Cantor Fitzgerald Asset Management Europe Limited (trading as Cantor Fitzgerald Asset Management) is regulated by the Central Bank of Ireland.

HOLDINGS**Asset Allocation****Sector Exposure**

Please refer to our *Monthly Market Update* for the latest details on strategy and outlook from the investment team.

<https://cantorfitzgerald.ie/asset-management/market-updates/>

TOP 10 EQUITY HOLDINGS

| | |
|-----------------------|-----------------------|
| Amazon, 4.5% | ServiceNow, 2.3% |
| Microsoft, 4.2% | Alphabet, 2.3% |
| Meta, 3.2% | Wells Fargo, 2.2% |
| Cheniere Energy, 2.8% | Bank of America, 2.1% |
| Nvidia, 2.7% | J P Morgan, 2.1% |

Please refer to our website link: <https://cantorfitzgerald.ie/wp-content/uploads/2019/08/policy-research-third-party-1.pdf> for our policy regarding the provision of research by third parties. In relation to Cantor Fitzgerald Investment Trust - KIDs - additional information is available on request from Cantor Fitzgerald Asset Management - please contact 670 2500 or e-mail CFAMEinfo@cantor.com. Further details are available on request from Cantor Fitzgerald Asset Management.




Want to talk to us about investments?

T: +353 1 670 2500 | e: CFAMEinfo@cantor.com | www.cantorfitzgerald.ie | Cantor Fitzgerald House, 23 St Stephen's Green, Dublin 2.

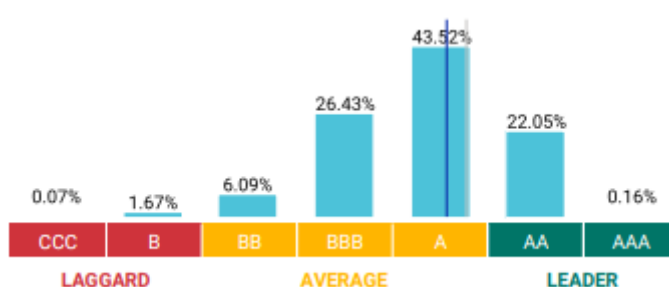
Cantor Fitzgerald Ireland Ltd is regulated by the Central Bank of Ireland and is a member of Euronext Dublin and The London Stock Exchange

RESPONSIBLE INVESTING KEY CHARACTERISTICS

MSCI ESG RATINGS



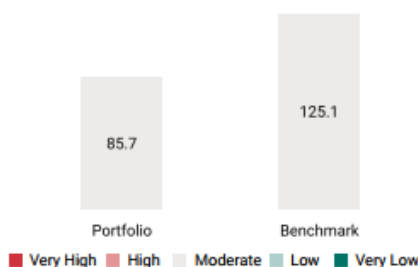
DISTRIBUTION OF MSCI ESG FUND RATING UNIVERSE



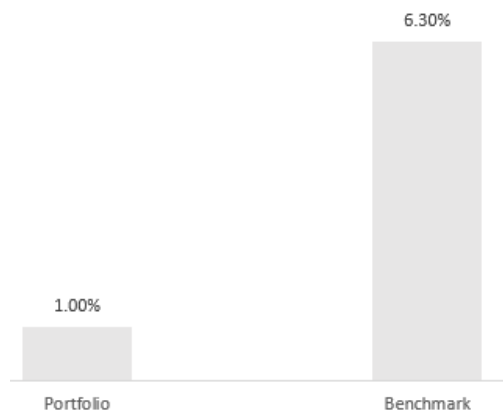
CARBON RISK

(t CO2e/\$M SALES)

Moderate Carbon Risk
31.53% less than benchmark



FOSSIL FUEL RESERVES %



Carbon Risk measures exposure to carbon intensive companies. It is based on MSCI CarbonMetrics, and is calculated as the portfolio weighted average of issuer carbon intensity. At the issuer level, Carbon Intensity is the ratio of annual scope 1 and 2 carbon emissions to annual revenue. Carbon Risk is categorized as Very Low (0 to <15), Low (15 to <70), Moderate (70 to <250), High (250 to <525), and Very High (>=525)

Fossil Fuel Reserves (%): The percentage of portfolio's market value exposed to companies that own fossil fuel reserves.

Data as of 30.09.2024. Certain information ©2023 MSCI ESG Research LLC. Reproduced by permission. Although Cantor Fitzgerald Asset Management information providers, including without limitation, MSCI ESG Research LLC and its affiliates (the "ESG Parties"), obtain information (the "Information") from sources they consider reliable, none of the ESG Parties warrants or guarantees the originality, accuracy and/or completeness, of any data herein and expressly disclaim all express or implied warranties, including those of merchantability and fitness for a particular purpose. The Information may only be used for your internal use, may not be reproduced or disseminated in any form and may not be used as a basis for, or a component of, any financial instruments or products or indices. Further, none of the Information can in and of itself be used to determine which securities to buy or sell or when to buy or sell them. None of the ESG Parties shall have any liability for any errors or omissions in connection with any data herein, or any liability for any direct, indirect, special, punitive, consequential or any other damages (including lost profits) even if notified of the possibility of such damages.

ADDITIONAL INFORMATION - SUSTAINABLE FINANCE DISCLOSURE REGULATION

As this fund has been categorised as meeting the provisions set out in Article 8 of the EU SFDR, more information on what the sustainability related ambitions of the fund are and how the sustainability related ambitions of the fund are met can be found on the website: <https://cantorfitzgerald.ie/asset-management/sustainability-disclosure/>



Want to talk to us about investments?

T: +353 1 670 2500 | e: CFAMEinfo@cantor.com | www.cantorfitzgerald.ie | Cantor Fitzgerald House, 23 St Stephen's Green, Dublin 2.

Cantor Fitzgerald Asset Management Europe Limited (trading as Cantor Fitzgerald Asset Management) is regulated by the Central Bank of Ireland.