

Cantor Infrastructure Impact Fund Factsheet

Overview

The Fund invests in global infrastructure via listed funds, listed equity and directly in projects with a view to delivering a 6-7% return per annum while having a positive impact on society and the environment. The fund is an SFDR Article 8 fund.



5.8%
Yield

Largely
inflation
linked
cashflow

4
Risk
Indicator

Net
Negative
Carbon
Emissions

Our Target Investments

We target infrastructure investments with a high and generally stable income, high linkage to inflation and typically lower volatility than infrastructure and equity markets in general. We do this by investing across infrastructure sub-groups and geographies, and in the less risky areas of infrastructure. We target:

- A combination of infrastructure, renewable energy and forestry assets.
- The infrastructure allocation will invest in physical assets, typically with a social purpose such as schools, hospitals, and bridges. These assets are typically “rented” to governments on long leases and thus have a high degree of government-contracted cashflow.
- The renewable energy allocation is made up of solar plants, wind farms, hydro plants, and anaerobic digestion plants, which in many jurisdictions have partial or full government support for revenues.
- The final allocation, forestry, targets plantations across various countries. Returns are generated from the growth of trees and the sale of timber.

Fund Managers:

Ian Halstead

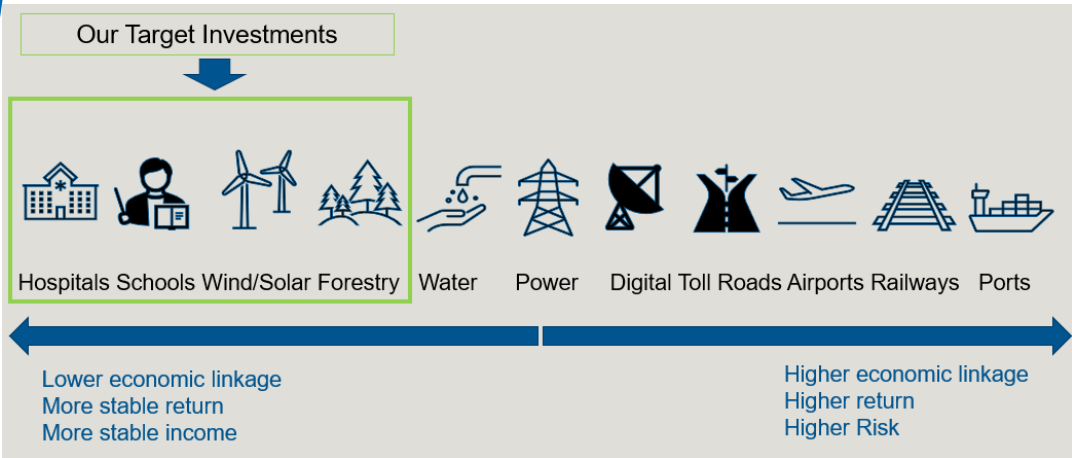
Graham O'Brien

Garrett Connolly

Risk Indicator



*Volatility on a risk scale of 1 to 7, with 1 being generally low risk and level 7 being generally high risk. The volatility is measured from past returns over a period of five years using monthly data where applicable. Prior to making an investment decision, you should talk to your financial advisor or broker in relation to the risk profile suitable for you.



This is a marketing communication. This is not a contractually binding document.

WARNING: Past performance is not a reliable guide to future performance. The value of your investment may go down as well as up.

WARNING: This Investment is a complex investment product and may be difficult to understand. Investors should not invest in this product without having sufficient knowledge, experience and professional advice from their Financial Broker to make a meaningful evaluation of the merits and risks of investing in a product of this type, and the information contained in this document and the Base Prospectus.

Key Facts

Management fee: 0.7%

Base Currency: EUR

Fund AUM: €126m

Distribution: 30 June & 31 December

Other Share Classes: GBP & USD

Domicile: Ireland

Investment Manager: Cantor Fitzgerald Ireland Ltd

Reference Index: 90% Solactive UK Infrastructure Index/ 10% 3-month Euribor

Administrator: Northern Trust Int'l Administration Services (Ireland) Ltd

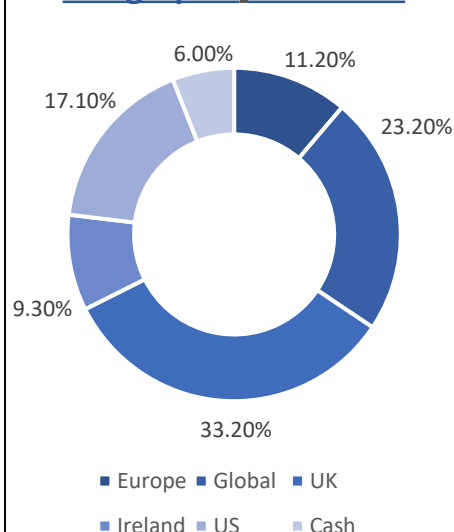
Depository: Northern Trust Fiduciary Services (Ireland) Limited

Top 10 Holdings

Greencoat Renewables	7.60%
Aquila European Renewables	7.50%
Bluefield Solar	7.20%
BBGI	7.20%
VH Global Sustainable Energy	7.00%
The Renewables Infrastructure Group	6.20%
US Solar	5.60%
HICL	4.20%
Greencoat UK Wind	3.90%
Primary Health Properties	3.50%

Asset Allocation

Geographic Allocation



Fund Performance

Period	1 Month	3 Months	YTD	1 Year*
Fund	0.5%	5.2%	0.9%	n/a
Reference Index	2.4%	8.2%	2.1%	n/a

Performance shown is for Class B Euro Shares launched 23 October 2023

*Source: Bloomberg & Cantor Fitzgerald Ireland Ltd. Research

Performance Review

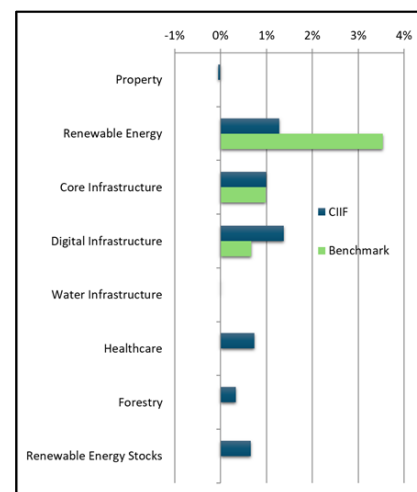
The broader macro environment for infrastructure assets continued to be positive. Infrastructure asset values are linked to interest rates and bonds. Simply put, infrastructure projects are more attractive when interest rates are lower. Until 2022, interest rates had been historically low. To combat inflation, these rates increased, causing infrastructure and renewable energy funds to suffer outflows as investors switched to bonds, which offered better value than at any time in over a decade. However, recent lower interest rates have ushered in a turnaround in performance. Over the past three months, the infrastructure industry has performed well, delivering good risk adjusted returns.

Monthly Performance

Fund performance was positive for the month but underperformed the benchmark by 1.9%. Digital infrastructure beat the benchmark, while renewable energy lagged the benchmark partly due to the performance of investment trusts.

Quarterly Performance

The fund delivered strong positive returns but did underperform the benchmark. Digital & renewable energy funds were the top performers & contributed to the positive performance. Bluefield, Greencoat and TRIG were some of the standout performers. The more diversified nature of the fund was a detractor. The more concentrated benchmark saw large gains in a small number of funds. Digital infrastructure delivered positively, as Cellnex, American Towers, Crown Castle and Cordiant all delivered strong returns. The core infrastructure allocation added to the returns and performed in line with the benchmark.



WARNING: Past performance is not a reliable guide to future performance.

WARNING: The value of your investment may go down as well as up.

Available Share Classes

Security Description	SEDOL Code	ISIN Code	Mgmt. fee
FUND B EUR	BMCTCL3	IE000BVI1ZH1	0.7%
FUND C EUR	BMCTCM4	IE0005ROLEJ2	1.5%



Want to talk to us about investments?

T: +353 1 670 2500 | e: L&P@cantor.com

| www.cantorfitzgerald.ie

| Cantor Fitzgerald House, 23 St Stephen's

Green, Dublin 2.

Cantor Fitzgerald Asset Management Europe Limited (trading as Cantor Fitzgerald Asset Management) is regulated by the Central Bank of Ireland

DISCLAIMER:

The information in this factsheet, including the fund asset allocation and holdings, is accurate as at the date of the factsheet and will be subject to change following the factsheet date. The information in this report is provided by the AIFM (Cantor Fitzgerald Asset Management) and Investment Manager (Cantor Fitzgerald Ireland Ltd) using all reasonable skill, care and diligence and has been obtained from or is based on third party sources believed to be reliable but is not guaranteed as to its accuracy, completeness or timeliness. The information within this report should not be regarded by recipients as a substitute for the exercise of their own judgement.

This is a marketing communication. The Fund's prospectus has detailed descriptions of the Funds risks. Before investing, please refer to the prospectus of Cantor Fitzgerald Investment Trust and sub-fund supplements, and to the applicable KIID/KID before making any final investment decisions. You can get free copies from the Investment Manager at www.cantorfitzgerald.ie or CFAMEinfo@cantor.com.

If the Fund terminates its application for registration in any jurisdiction shareholders located in the affected EEA member state will be notified of this decision and will be provided with the opportunity to redeem their shareholding in the Fund free of any charges.

The information in this report has no regard to the specific investment objectives, financial situation or particular needs of any specific recipient and is published solely for informational purposes and is not to be construed as a solicitation or an offer to buy or sell any securities or related financial instruments. In the absence of detailed information about you, your circumstances or your investment portfolio, the information does not in any way constitute investment advice. If you have any doubt about any of the information presented, please consult your financial advisor.

Value of investments can fall as well as rise and you may not get back the amount you have invested. Income from an investment may fluctuate in money terms. If the investment involves exposure to a currency other than that in which acquisitions of the investments are invited, changes in the rates of exchange may cause the value of the investment to go up or down. Past performance is not necessarily a guide to future performance.

Any opinions expressed in this report are subject to change without notice and the Investment Manager is not under any obligation to update or keep current the information contained herein. The information provided is "as is" without any express or implied warranty of any kind including warranties of merchantability, non-infringement of

intellectual property, or fitness for any purpose. Because some jurisdictions prohibit the exclusion or limitation of liability for consequential or incidental damages, the above limitation may not apply to you.

Users are therefore warned not to rely exclusively on the comments or conclusions within the report but to carry out their own due diligence before making their own decisions. Unless otherwise stated Equity Market price indices used within this publication are sourced or derived from data supplied by Solactive.

The AIFM and Investment Manager and their affiliated companies, employees, or individuals connected to them, may have or have had interests of long or short positions in, and may at any time make purchases and/or sales as principal or agent in, the relevant securities or related financial instruments discussed in this report.

Neither Cantor Fitzgerald Asset Management or Cantor Fitzgerald Ireland Limited accept liability in Contract, Tort (including Negligence), breach of duty or for any reason whatsoever for the contents of this factsheet.

The Fund may invest in alternative investment funds run by Cantor Fitzgerald Asset Management or external fund managers where a performance related fee may be paid. Where the Fund invests in other funds managed by Cantor Fitzgerald Asset Management, the management charge will be rebated to the Cantor Fitzgerald Impact Infrastructure Fund. Further details are available on request from Cantor Fitzgerald Asset Management. Please refer to our website link: <https://cantorfitzgerald.ie/wp-content/uploads/2019/08/policy-research-third-party-1.pdf>

for our policy regarding the provision of research by third parties. In relation to Cantor Fitzgerald Investment Trust - KIDs additional information is available on request from Cantor Fitzgerald Asset Management - please contact 670 2500 or e-mail CFAMEinfo@cantor.com. Further details are available on request from Cantor Fitzgerald Asset Management.

Reference Index: The Fund uses a Reference Index made of a combination of 90% Solactive UK Infrastructure Index Net Total Return in EUR and 10% 3-month Euribor (to reflect the lower risk approach of the Fund versus the Solactive index) as a performance target. The Reference Index has been chosen as it is generally considered representative of the investment universe in which the Fund invests. The performance of the Fund is likely to differ from the performance of the Reference Index as the holdings, weightings and asset allocation will be different. Investors should carefully consider these differences when making comparisons.